

RENAULT KANGOO AND KANGOO E-TECH



overseas model shown



revolutionary from the start

The innovative and functional design of Kangoo has already gained global recognition and multiple award wins at the What Car? UK Van and Commercial Awards. 'Compact Van of the Year' for Kangoo in 2024, and 'Best Small Electric Van' for Kangoo E-Tech in 2024 and 2025.



Take advantage of up to 4.2 m³* of loading volume and 286 km driving range in the E-Tech 100% electric version.

maximum braked towing capacity of 1,500kg on all versions

payload up to 756kg*

up to 4.2m³* of loading volume

up to 286 km WLTP⁽¹⁾ driving range on E-Tech 100% electric version

full suite of advanced driver assistance systems

bulkhead, barn doors, and dual sliding doors as standard

*depending on version

(1) Based on WLTP (Worldwide Harmonised Light-Duty Vehicles Test Procedure) static laboratory combined average city and highway cycle test, which measures energy consumption, range and emissions in vehicles, designed to provide figures closer to real-world driving behaviour. Real life driving results will vary depending on driving style, type of journey, battery age and condition, use of vehicle features (such as heating and air conditioning), as well as operating, environmental and climate conditions.

interactive menu

01. loading

02. multimedia

03. range and charge

**04. advanced driver
assistance systems**

05. customisation

06. dimensions and volumes

easy loading

With a loading volume of 3.3m³ on the SWB version, 4.2m³ on the LWB version, and clever storage areas throughout the cabin, Kangoo is a practical choice.



Up to 41.2 litres of clever storage areas at the front ensure that you will always have hard hats, gloves and other tools within reach.




21.8 L overhead storage rack



dashboard storage with USB port

Cargo anchorage points to secure your load.



[configure →](#)

useful technology

With the 8" easy link multimedia screen, you can enjoy wireless smartphone replication[^] and use your favourite apps on the go.

For even greater safety, you can see what's happening behind you thanks to the smart rear-view mirror[#].



overseas model shown with optional equipment

The optional wireless charger^{*}, together with wireless smartphone mirroring, allow you to view your messages and make calls while recharging your smartphone[^].



Image shown for guidance purposes only. Actual specification may differ.

8" easy link multimedia system



Image shown for guidance purposes only. Actual specification may differ.

wireless charger^{*}

^{*} wireless charger is available as an option.
[^] compatibility may vary depending on phone.
[#] smart digital rear-view mirror available as an option.

configure →

03. range and charge

286 km driving range⁽¹⁾

With its responsive, smooth and dynamic drive, Kangoo E-Tech 100% electric is ideal for making the switch to electric mobility.

Select eco mode (55 kW) to maximise range or enjoy normal mode (90 kW), which offers dynamic performance.



overseas model shown

Its platform hosts a fully usable 45 kWh lithium-ion battery and a 90 kW electric motor for a driving range of up to 286 km.

eco mode

Eco mode maximises range thanks to electronic management which restricts motor power to 55 kW and speed to 110 km/h. You can activate/deactivate it by simply pressing a button on the dashboard.

versatile charging solutions

Kangoo E-Tech 100% electric comes with a 22kW AC on-board charger as standard, which is capable of recovering up to 130km of WLTP driving range in an hour. For customers who require rapid charging due to frequent long journeys, the 80kW DC on-board charger is capable of recovering up to 170km of WLTP driving range in just 27 minutes.

regenerative braking

With Kangoo Van E-Tech 100% electric, the energy produced when decelerating or braking recharges the battery. Three regenerative braking modes help you optimise energy recovery depending on the traffic conditions.

charge programming

Reduce your running costs & increase convenience by scheduling the charging of Renault Kangoo Van E-Tech 100% electric when electricity is cheapest.

(1) based on WLTP (Worldwide Harmonised Light-Duty Vehicles Test Procedure) static laboratory combined average city and highway cycle test, which measures energy consumption, range and emissions in vehicles, designed to provide figures closer to real-world driving behaviour. Real life driving results will vary depending on driving style, type of journey, battery age and condition, use of vehicle features (such as heating and air conditioning), as well as operating, environmental and climate conditions.

03. range and charge

easy to charge

Enjoy charging at home, at work, on the road or elsewhere.



overseas model shown

Kangoo LWB E-Tech 100% electric

Kangoo E-Tech 100% electric can easily be recharged at either domestic⁽¹⁾ or public charging stations.

charging at home, at work or elsewhere

Charge Kangoo E-Tech 100% electric easily on the domestic grid using a domestic wallbox, a reinforced 3.7kW domestic socket or a standard 2.3kW domestic socket.⁽¹⁾

roadside charging

For longer journeys, the standard 80kW DC on board charger gets up to 170km of driving range in 27 minutes^{*(2)}



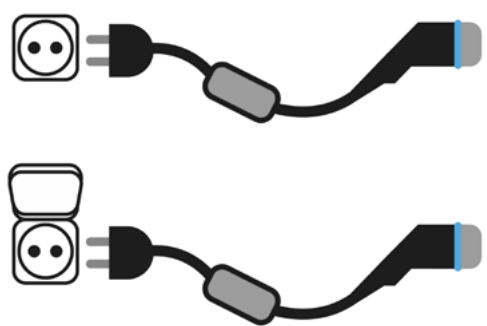
domestic

public

standard domestic socket⁽²⁾

2.3 kW

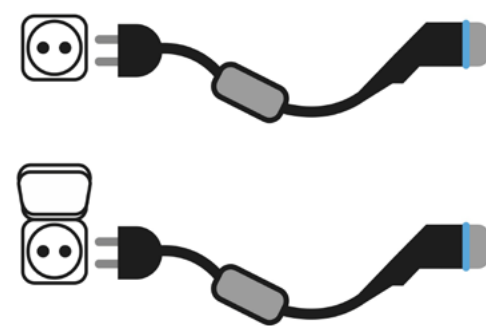
mode 2 cable available as an accessory



reinforced domestic socket⁽²⁾

3.7 kW

mode 2 cable available as an accessory



domestic charging point⁽¹⁾⁽²⁾

7.4 kW

mode 3 cable included with purchase



public charging point⁽²⁾

22 kW


mode 3 cable included with purchase



*fast public charging point⁽²⁾

80 kW

cable attached to the charging point



45 kWh battery
3 hr 50 for 50 km
13 hr 12 for 170 km
22 hr 30 for 286 km

45 kWh battery
2 hr 25 for 50 km
8 hr 12 for 170 km
14 hrs for 286 km

45 kWh battery
1 hr 10 for 50 km
4 hr 06 for 170 km
7 hrs for 286 km

45 kWh battery
24 min for 50 km
1 hr 24 for 170 km
2 hr 25 for 286 km

45 kWh battery
6 min for 50 km
27 min for 170 km
1 hr 25 for 286 km

(1) purchase can be arranged via either of our charging supplier partners; Jet Charge and EVSE.

(2) maximum power and optimised charging times may vary depending on charging conditions, including charger type and condition, on-site power usage, battery temperature as well as ambient temperature at point of use, battery age and state of charge, and if battery safeguarding technology is activated.

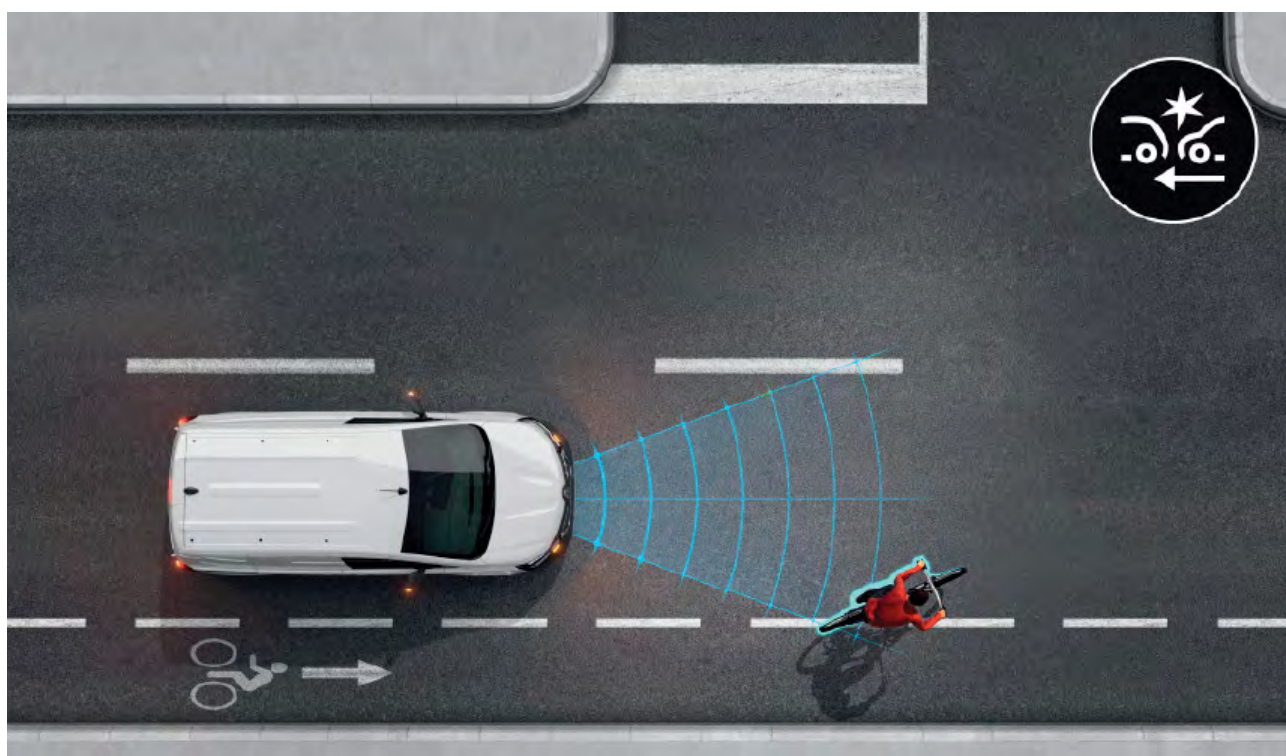
configure →

* at a fast charging station delivering at least 80kW

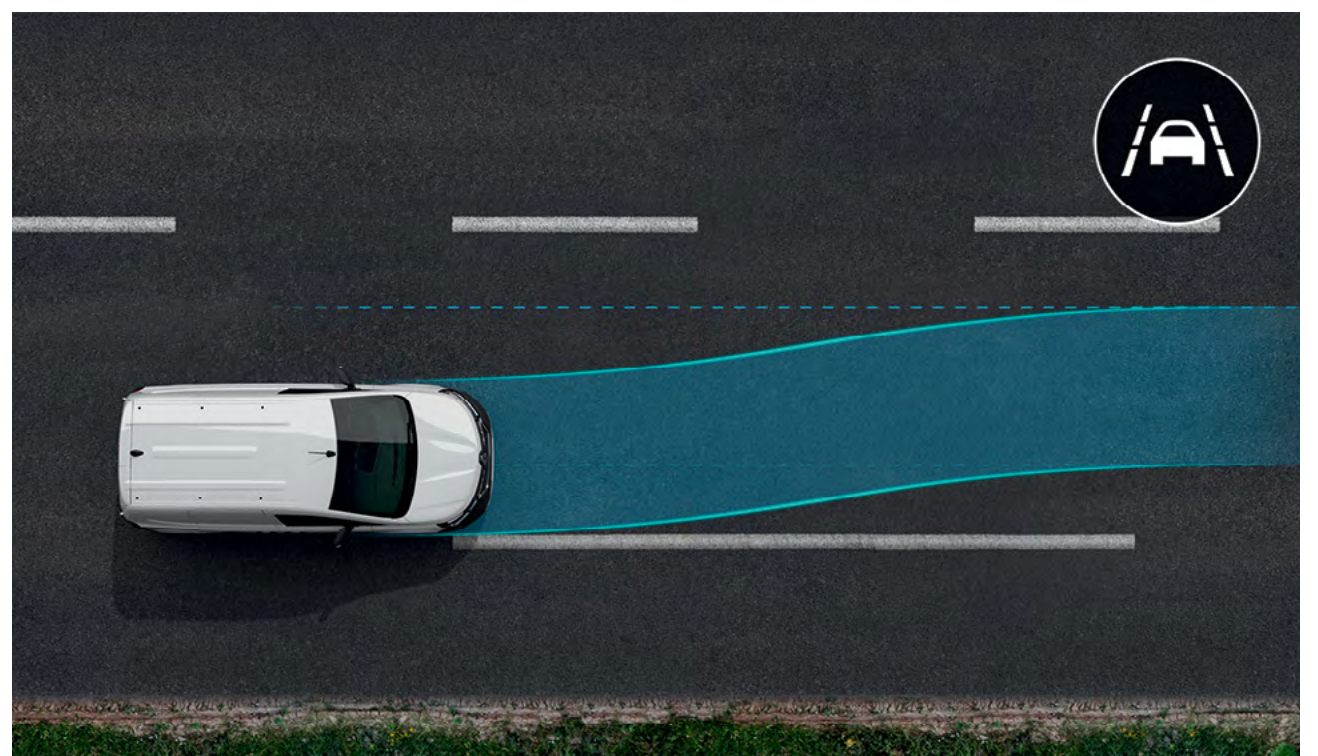
04. advanced driver assistance systems

advanced driver assistance systems

Kangoo comes with a full suite of advanced innovative driver assistance systems.



active emergency braking system (AEBS) pedestrians, cyclists and junctions.
 This system warns the driver in the event of a collision risk to the front of the vehicle with static or moving obstacles, then takes action by increasing the braking if the driver does not brake sufficiently hard, or by applying the brakes gradually by itself if the driver does not brake.



lane keeping assist.
 Active between 70 km/h and 160 km/h, this system corrects the steering wheel to return the vehicle to its lane if you ever cross a continuous or broken line without activating the indicator.



park assist systems.
 Driving has never been so easy. The rear, front (optional) and side (optional) parking sensors work with the rear-view camera and warns you with audible and visual signals when obstacles are close by.



smart rear view mirror#.
 Via a digital screen – instead of the interior rear-view mirror – you can view what the camera installed at the rear of your vehicle sees.



hill start assist.
 Combined with ESC, hill start assist maintains brake pressure automatically for 2 seconds to give you time to lift your foot from the brake pedal and press the accelerator. The system activates when the gradient is steeper than 3%.



wide-view mirror.
 Located in the passenger sun visor, it improves your vision and helps to minimise the effect of blind spots at Y-junctions.

driver assistance systems

- hill start assist
- smart rear-view mirror#
- automatic main beam headlight activation
- wide-view mirror
- traffic sign recognition
- cruise control/speed limiter with downhill braking
- adaptive cruise control*

park assist systems

- front*, side* and rear parking sensors
- rear view camera

safety assistance

- fatigue detection warning
- safe following distance warning
- automatic emergency braking
- blind spot warning*
- blind spot intervention*
- lane keep assist
- lane departure warning

configure →

* optional
 # smart digital rear-view mirror available as an option.

05. customisation

colours



mineral white (s)



urban grey (s)



diamond black (m)



highland grey (m)



oyster grey (m)

s: solid paint.

m: metallic paint.

images are of SWB Petrol version and for illustrative purposes only.

configure →

interior



Kangoo Van


- easy link display with 8" touchscreen, wireless smartphone replication[^], DAB radio, bluetooth[^] and USB ports
- 7" digital instrument display
- solid bulkhead
- manual air conditioning



Kangoo E-Tech 100% electric

- automatic climate control air conditioning
- three regenerative braking modes available via the gear lever

Images shown for guidance purposes only. Actual specification may differ.
[^] compatibility may vary depending on phone



view specifications here

05. customisation

accessories



premium wood trim

The premium wood protection on the floors, wheel arches and side panels protects your Renault Kangoo Van's loading area while keeping you safe.



aluminium roof rack

Transport up to 100 kg of equipment on the roof of your vehicle easily and safely.



towbar

Easy to attach, this towbar allows you to tow a trailer so you can carry everything you need for your work.



rubber mats

Protect your passenger compartment floor with waterproof easy-to-clean rubber floor mats.



overseas model shown

front mudguards (rear mudguards are standard)

Provide the lower body of your Kangoo Van with effective protection against mud and gravel.

[configure →](#)

05. customisation

petrol motor

engine type
1.3L turbocharged petrol
fuel
premium unleaded
max. power kW at rpm
96 at 4,500
max. torque Nm at rpm
240 at 1,500
gearbox type/number of gears
efficient dual-clutch automatic 7-speed
0 - 100 km/h (s)
11.6
combined fuel consumption (L/100kms)[^]
6.2


E-Tech 100% electric motor

AC 22 kW	DC 80 kW
battery type (kWh)	
45 kWh lithium-ion battery with cooling system	
power kW / eco mode	
90 kW / 55 kW	
maximum speed (km/h) / eco mode	
135 (km/h) / 110 (km/h)	
WLTP driving range (km)⁽¹⁾	
up to 286 km	
0 - 100 km/h (s)	
12.6	
tyre/wheel size	
205/60 R16	
charging time	
Up to 130 km WLTP recovered in one hour from a 22 kW charging point	Up to 170 km WLTP recovered in 30 minutes at a DC rapid charging station delivering at least 80 kW.

(1) based on WLTP (Worldwide Harmonised Light Vehicles Test Procedure) static laboratory combined average city and highway cycle test, which measures energy consumption, range and emissions in vehicles, designed to provide figures closer to real-world driving behaviour.

[^] Vehicle tested in accordance with ADR 81/02 based on combined cycle (city/highway).

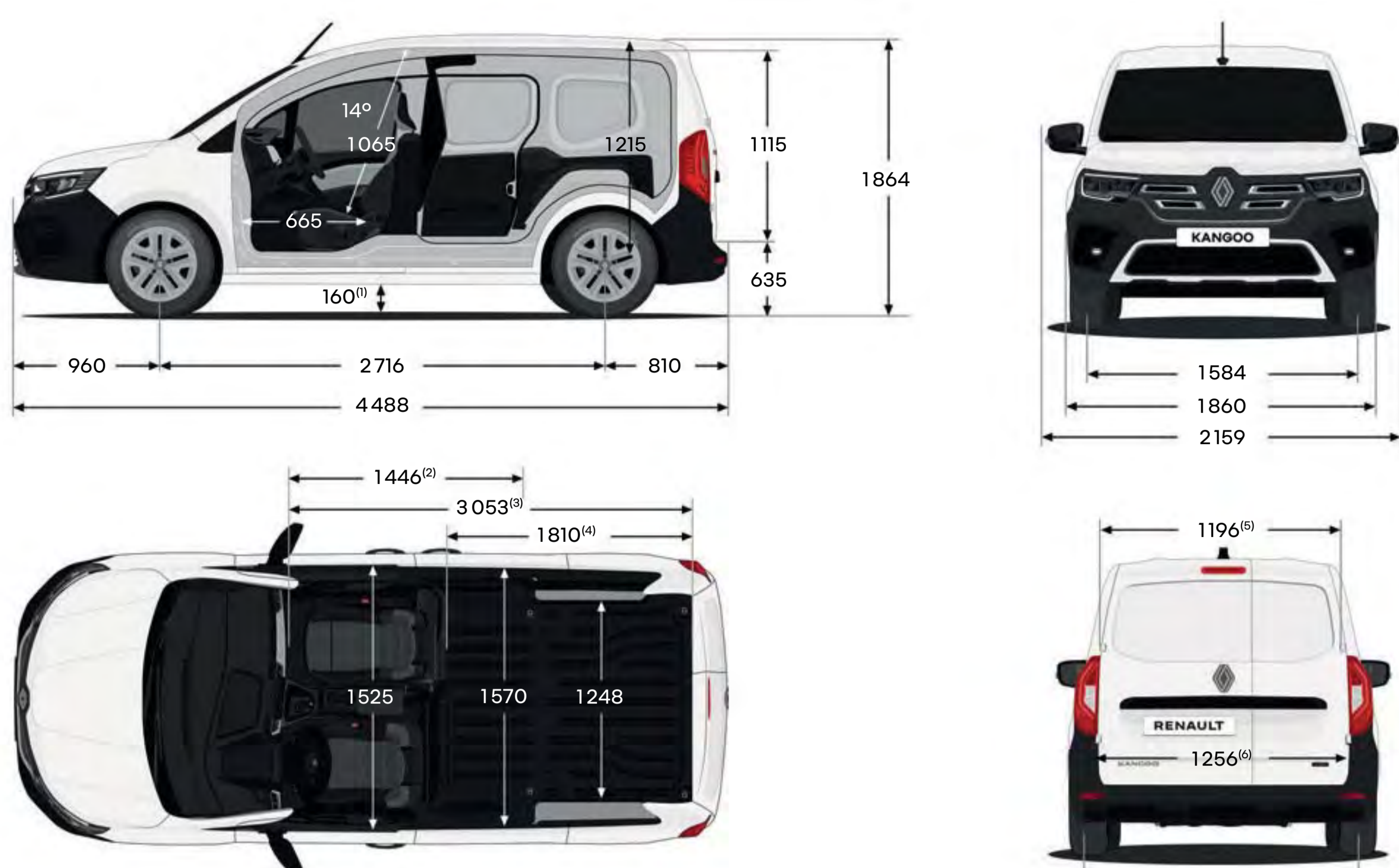
Actual energy consumption/ fuel consumption and CO2 emissions depend on factors such as driving style, type of journey, battery age and condition, use of vehicle features (such as heating and air conditioning), vehicle load and accessories fitted after registration, as well as operating, environmental and climate conditions.



view specifications here

06. dimensions and volumes

Kangoo Van L1



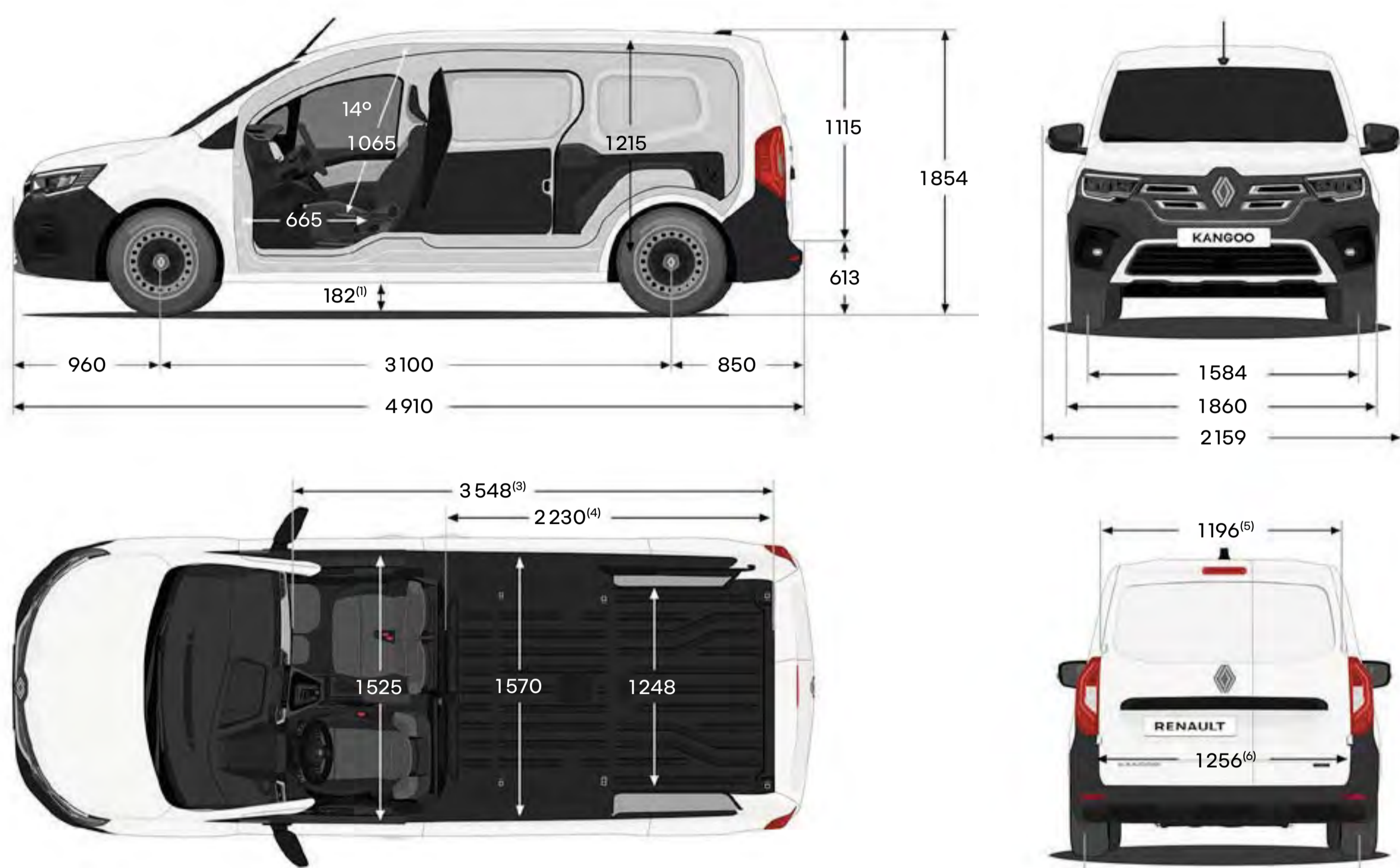
cargo area

load volume (m ³)	3.3
cargo bay length (mm)	1,806

weights and loads (kg)*	internal combustion engine		electric
	standard payload	increased payload [^]	standard payload
gross vehicle weight	2,010	2,210	2,230
kerb weight	1,447	1,453	1,707
max. payload	563	757	523
max. trailer weight			
(braked/unbraked)	1,500/750		

[^] increased payload option is available on SWB petrol versions only.

Kangoo Van L2



cargo area

load volume (m ³)	4.3
cargo bay length (mm)	2,230

weights and loads (kg)*	internal combustion engine		electric
	standard payload	increased payload [^]	standard payload
gross vehicle weight		2,300	2,490
kerb weight		1,544	1,822
max. payload		756	668
max. trailer weight			
(braked/unbraked)	1,500/750		

dimensions in (mm).
 (1) unladen ground clearance.
 (2) width of side opening.
 (3) loading length behind panelled partition.
 (4) value at 700 mm from sill bar.
 (5) value at 100 mm from sill bar.
 * different weights depending on version.

 [view specifications here](#)

glossary

E-Tech

100% electric technology developed by Renault.

regenerative braking

Energy recovery system during braking, which increases the vehicle's driving range: whenever the vehicle slows down, part of its kinetic energy is converted into electricity. The battery recharges when the driver lifts their foot off the accelerator pedal or presses slightly on the brake pedal.

reinforced domestic socket

A home charging solution that is more efficient than a simple domestic socket. Allows for more powerful (3.2kW for a reinforced socket vs 2.3kW for a standard socket) and more secure charging (fitted with a differential circuit breaker).

domestic charging station

Delivers a much higher intensity than a standard domestic socket, for more efficient and faster charging. It enables safer home charging thanks to its systems for controlling charging and protecting against overvoltage.

portable EV charger

Charging cable that can be used to plug a car into a domestic power outlet. Designed for occasional home charging, the charger should preferably be plugged into an electrical socket connected to a specific earth connection.

mode 2

For domestic use, this cable is needed to charge an electric vehicle using conventional sockets.

mode 3

This cable is needed to charge the electric vehicle on a wallbox or with public infrastructure.

usable capacity

Amount of energy contained in the battery that can be used by the vehicle. Value expressed in kilowatt hours (kWh).

kWh

Abbreviation for kilowatt hours. Unit of energy which corresponds to 1 kW of power consumed over one hour.

kW

Abbreviation for kilowatts. Unit used to measure the power of a vehicle's motor, whether it is electric or powered by an internal combustion engine. The kilowatt measures the direct current (DC) or alternating current (AC) charging power.

AC charge

Low to medium power AC charging (max. 22kW). This is the charging method most commonly found in homes or at most public charging points.

DC charge

Rapid direct current charging (50 kW minimum). Requires a specific fast charging station, available only on the public network.



For more information, call 1800 009 008 or visit www.renault.com.au. Details are correct at the time of publication and are subject to change. Vehicles depicted in this brochure are overseas models and are shown for illustration purposes only; Australian vehicles may differ in features, specifications, equipment, accessories and/or colour. RVDA Pty Ltd reserves the right to discontinue or change its models at its discretion and without prior notice, including features, specifications, equipment, accessories available and colour. The colours in the photographs may vary from actual colours. Please consult your Renault dealer for the latest information on models, features, specifications, prices, options and availability. Publication date - April 2026. RVDA Pty Ltd, 2A Hill Road, Lidcombe NSW 2141. REN1572



configure →