













































To download full specifications, click on the pdf for the model you require. Specifications require Adobe Acrobat Reader (<http://get.adobe.com/reader/>) to view.

For body mounting manuals, drawings, technology and more, visit Hino Bodyworx (/bodyworx/)



AXLES	MODEL	GVM	GCM	SPEC	DRAW
	616 STD		GVM + 3.5	 (/uploads/spec/hino-300-616-std)	 (/uploads/pdf/specificationchassis/616_STD_Cab.pdf)
	616 STD - Hybrid		8	 (/uploads/spec/hino-300-616-std)	 (/uploads/pdf/specificationchassis/616_STD_Cab_(2).pdf)
	616 Wide		GVM + 3.5	 (/uploads/spec/hino-300-616-std-hybrid)	 (/uploads/pdf/specificationchassis/Hybrid_Range.pdf)
	616 Wide Crew	4.5 / 5.5	8	 (/uploads/spec/hino-300-616-wide)	 (/uploads/pdf/specificationchassis/616_617_WIDE_CAB.pdf)
	616 Wide - Hybrid		8	 (/uploads/spec/hino-300-616-wide crew)	 (/uploads/pdf/specificationchassis/4L_CREW_CAB_RANGE_(2).pdf)
	617 Wide		GVM + 3.5	 (/uploads/spec/hino-300-616-wide-hybrid)	 (/uploads/pdf/specificationchassis/Hybrid_Range_(3).pdf)
	617 Wide Crew		GVM + 3.5	 (/uploads/spec/hino-300-617-wide)	 (/uploads/pdf/specificationchassis/616_617_WIDE_CAB_(2).pdf)
	716 Wide - Hybrid		GVM + 3.5	 (/uploads/spec/hino-300-617-wide crew)	 (/uploads/pdf/specificationchassis/4L_CREW_CAB_RANGE_(3).pdf)
	716 Wide		8	 (/uploads/spec/hino-300-716-wide-hybrid)	 (/uploads/pdf/specificationchassis/Hybrid_Range_(4).pdf)
	716 Wide Crew	6.5 / 4.5	8	 (/uploads/spec/hino-300-716-wide)	 (/uploads/pdf/specificationchassis/716_717_WIDE_CAB.pdf)
<b>4x2</b>			8	 (/uploads/spec/hino-300-716-wide crew)	 (/uploads/pdf/specificationchassis/4L_CREW_CAB_RANGE_(4).pdf)

AXLES	MODEL	GVM	GCM	SPEC	DRAW
	717 Wide		GVM + 3.5	 (/uploads/spec/hino-300-717-wide)	 (/uploads/pdf/specificationchassis/716_717_WIDE_CAB_(2).pdf)
	717 Wide Crew		GVM + 3.5	 (/uploads/spec/hino-300-717-wide crew)	 (/uploads/pdf/specificationchassis/4L_CREW_CAB_RANGE_(5).pdf)
	721 Wide		GVM + 3.5	 (/uploads/spec/hino-300-721-wide)	 (/uploads/pdf/specificationchassis/721_WIDE_CAB.pdf)
	721 Wide Crew	6.5	GVM + 3.5	 (/uploads/spec/hino-300-721-wide crew)	 (/uploads/pdf/specificationchassis/5L_CREW_CAB_RANGE.pdf)
	816 Wide	8.0 / 4.5	8	 (/uploads/spec/hino-300-816-wide)	 (/uploads/pdf/specificationchassis/816_917_WIDE_CAB.pdf)
	816 Wide Crew		8	 (/uploads/spec/hino-300-816-wide crew)	 (/uploads/pdf/specificationchassis/4L_CREW_CAB_RANGE_(9).pdf)
	916 Wide - Hybrid		GVM + 3.5	 (/uploads/spec/hino-300-916-wide-hybrid)	 (/uploads/pdf/specificationchassis/Hybrid_Range_(5).pdf)
	917 Wide	8.0	GVM + 3.5	 (/uploads/spec/hino-300-917-wide)	 (/uploads/pdf/specificationchassis/816_917_WIDE_CAB_(3).pdf)
	917 Wide Crew		GVM + 3.5	 (/uploads/spec/hino-300-917-wide crew)	 (/uploads/pdf/specificationchassis/4L_CREW_CAB_RANGE_(10).pdf)
	921 Wide	8.0 / 4.5	GVM + 3.5	 (/uploads/spec/hino-300-921-wide)	 (/uploads/pdf/specificationchassis/920_921_WIDE_CAB.pdf)
	921 Wide Crew	8.0	GVM + 3.5	 (/uploads/spec/hino-300-921-wide crew)	 (/uploads/pdf/specificationchassis/5L_CREW_CAB_RANGE_(2).pdf)

## Built to Go

AXLES	MODEL	GVM	GCM	SPEC	DRAW
	616 STD		GVM + 3.5	 (/uploads/spec/hino-300-btg-tipper-616-std)	
			8.0	 (/uploads/spec/hino-300-btg-tipper-616-std)	
	616 Wide	4.5 / 5.5	8.0	 (/uploads/spec/hino-300-btg-tipper-616-wide)	
	617 Wide		GVM + 3.5	 (/uploads/spec/hino-300-btg-tipper-617-wide)	
	717 Wide	6.5 / 4.5	GVM + 3.5	 (/uploads/spec/hino-300-btg-tipper-717-wide)	
	616 STD		GVM + 3.5	 (/uploads/spec/hino-300-btg-tipper pro-616-std)	
			8	 (/uploads/spec/hino-300-btg-tipper pro-616-std)	
	616 Wide	4.5 / 5.5	8	 (/uploads/spec/hino-300-btg-tipper pro-616-wide)	
	617 Wide		GVM + 3.5	 (/uploads/spec/hino-300-btg-tipper pro-617-wide)	
	716 Wide		8	 (/uploads/spec/hino-300-btg-tipper pro-716-wide)	
	717 Wide	6.5 / 4.5	GVM + 3.5	 (/uploads/spec/hino-300-btg-tipper pro-717-wide)	
	717 Wide Crew	6.5	GVM + 3.5	 (/uploads/spec/hino-300-btg-tipper pro-717-wide crew)	
	816 Wide Crew	8	8	 (/uploads/spec/hino-300-btg-tipper pro-816-wide crew)	
	917 Wide		GVM + 3.5	 (/uploads/spec/hino-300-btg-tipper pro-917-wide)	
	917 Wide Crew	8.0	GVM + 3.5	 (/uploads/spec/hino-300-btg-tipper pro-917-wide crew)	
	616 STD		GVM + 3.5	 (/uploads/spec/hino-300-btg-tradeace-616-std)	
			8.0	 (/uploads/spec/hino-300-btg-tradeace-616-std)	
	616 STD - Hybrid		GVM + 3.5	 (/uploads/spec/hino-300-btg-tradeace-616-std-hybrid)	

AXLES	MODEL	GVM	GCM	SPEC	DRAW
4x2	616 Wide	4.5 / 5.5	8.0	 (/uploads/spec/hino-300-btg-tradeace-616-wide)	
	616 Wide - Hybrid		GVM + 3.5	 (/uploads/spec/hino-300-btg-tradeace-616-wide-hybrid)	
	616 Wide Crew		8.0	 (/uploads/spec/hino-300-btg-tradeace-616-wide crew)	
	617 Wide		GVM + 3.5	 (/uploads/spec/hino-300-btg-tradeace-617-wide)	
	716 Wide - Hybrid		GVM + 3.5	 (/uploads/spec/hino-300-btg-tradeace-716-wide-hybrid)	
	721 Wide	4.5 / 6.5	GVM + 3.5	 (/uploads/spec/hino-300-btg-tradeace-721-wide)	
	721 Wide Crew	6.5	GVM + 3.5	 (/uploads/spec/hino-300-btg-tradeace-721-wide crew)	
	616 STD		GVM + 3.5	 (/uploads/spec/hino-300-btg-alloy tray-616-std)	
	616 STD - Hybrid		8.0	 (/uploads/spec/hino-300-btg-alloy tray-616-std)	
	616 STD - Hybrid		GVM + 3.5	 (/uploads/spec/hino-300-btg-alloy tray-616-std-hybrid)	
	616 Wide	4.5 / 5.5	8.0	 (/uploads/spec/hino-300-btg-alloy tray-616-wide)	
	616 Wide - Hybrid		GVM + 3.5	 (/uploads/spec/hino-300-btg-alloy tray-616-wide-hybrid)	
	616 Wide Crew		8.0	 (/uploads/spec/hino-300-btg-alloy tray-616-wide crew)	
	617 Wide		GVM + 3.5	 (/uploads/spec/hino-300-btg-alloy tray-617-wide)	
	716 Wide - Hybrid		GVM + 3.5	 (/uploads/spec/hino-300-btg-alloy tray-716-wide-hybrid)	
	721 Wide	4.5 / 6.5	GVM + 3.5	 (/uploads/spec/hino-300-btg-alloy tray-721-wide)	
	721 Wide Crew	6.5	GVM + 3.5	 (/uploads/spec/hino-300-btg-alloy tray-721-wide crew)	
	616	4.5 / 5.5	8.0	 (/uploads/spec/hino-300-btg-steelace-616)	
	617		GVM + 3.5	 (/uploads/spec/hino-300-btg-steelace-617)	

AXLES	MODEL	GVM	GCM	SPEC	DRAW
716			8.0	 (/uploads/spec/hino-300-btg-steelace-716)	
		6.5 / 4.5			
717			GVM + 3.5	 (/uploads/spec/hino-300-btg-steelace-717)	

\* Refer to specification sheet.

## Connect with Us



(<https://www.facebook.com/HinoAustralia/>)



(<https://www.instagram.com/hinoaustralia/>)



(<https://www.linkedin.com/company/hino-motor-sales-australia>)



(<https://www.youtube.com/user/hinotruckaustralia>)

### Range (/models/)

300 Series (/300/)  
 500 Series (/500/)  
 700 Series (/700/)  
 Built to Go (/built-to-go/)  
 Hybrid (/300/hybrid/)

### Latest Offers (/promotions/)

### Dealers (/dealer/)

### Parts and Service (/parts-and-service/)

Parts (/parts/)  
 Service (/service/)

### Accessories (/300/accessories/)

### Hino Advantage (/hino-advantage/)

Trade (/trade/)  
 Hino Bodyworx (/bodyworx/)

**Finance (/finance/)**

[Finance \(/finance/\)](#)

[Feedback \(/finance/feedback/\)](#)

**Fleet (/fleet/)****Hino Hub (/hino-hub/)**

[News \(/news/\)](#)

[Blog \(/blog/\)](#)

[Reviews \(/reviews/\)](#)

**Contact (/customer-support-centre/)**

**[About Hino \(/about-hino/\)](#)**

**[Hino Heritage \(/hino-heritage/\)](#)**

**More Info**

[Recall \(/recall/\)](#)

[Terms and Conditions \(/terms-and-conditions/\)](#)

[Hino Privacy Policy \(/hino-privacy-policy/\)](#)

[Hino Financial Services Privacy \(/finance-privacy-policy/\)](#)

[Customer Complaints Policy \(/hmsa-customer-complaints-policy/\)](#)

[Supplier Code of Conduct \(/supplier-standards-code-of-conduct/\)](#)

[Whistleblower Policy \(/whistleblower-policy/\)](#)

[Modern Slavery Statement \(/modern-slavery-statement-2020/\)](#)

[Hino COVID-19 Information \(/covid19-statement/\)](#)



A Toyota Group Company

Copyright © 2026 Hino Motor Sales Australia