

 **HONDA**

Prelude



The dream is back.

Twenty-five years
is a long time to
keep a promise.





A quarter of a century has passed since the Prelude last graced showrooms. That's a long time – but only if you measure it in human years.

For a legend like this, time works differently. Because the Prelude never really left. It lived in memories, in posters on bedroom walls and in dog-eared car magazines. It lived in the way people still talked about it. And that kind of feeling doesn't fade. It waits.

The new Prelude is patience personified. It's everything a driver's car can be when given the time, the care and the courage to be done properly. Refined not on a production line, but in the imagination of every person who ever said: **"they should bring that back"**.

They did.

Twenty-five years of waiting ends here.
Take a seat. The dream doesn't disappoint.

Prelude

HYBRID

Two motors. One soul.

Some cars are made to move you from place to place. The Prelude was made to move you from within. We brought it back because some things shouldn't disappear. But this time, something's different.

Two electric motors.

A hybrid heart beating inside an iconic body. 135 kilowatts of power drawn from Honda's e:HEV hybrid system and our most advanced powertrain, wrapped in hardware born on the track. It seamlessly switches between electric, hybrid and engine modes to deliver instant torque, smooth performance and outstanding efficiency.

More capable than ever. Still unmistakably Prelude.
A sophisticated coupe with a unique personality and a timeless design that's as exciting to drive as it looks.



HYBRID

e:HEV

HONDA



Efficient by design. Exciting by nature.



**FUEL
EFFICIENCY¹⁰**
4.3 L/100KM

The new Prelude is a hybrid sports car like we haven't seen before. With its two-motor system that sips fuel rather than gulps it, you're naturally left with more time to cruise and less time at the pump. Zero time at the plug, too.

That's because Honda's intelligent e:HEV system does the work for you – capturing energy under braking and deceleration to continuously top up the battery as you drive. So every deceleration sets up your next surge of acceleration. The system works hardest precisely when you're thinking about it least. For more kilometres with fewer stops.

And a drive that never lets efficiency get in the way of excitement.

¹⁰The figures quoted are based on ADR81/02 combined test results. You may experience different results depending on driving conditions and the condition of the vehicle.

Performance you're part of with S+ Shift.¹³

The Prelude doesn't just perform, it communicates. Every input answered. Every demand met. From the moment you select your driving mode, the car is already in conversation with you. Comfort, GT, Sport, or entirely your own, the Prelude shapes itself around you, not the other way around. And then you move.

Honda's S+ Shift technology¹³ transforms the instant surge of full hybrid acceleration into something you can see, hear and feel. The precisely timed gear changes build a rhythm that feels earned rather than automated.

Reach for the shift paddles and S+ Shift¹³ comes alive, transforming the transmission into a virtual eight-speed gearbox that mirrors the precision and character of a manual, drawing you deeper into the driving experience.

The engine note rises and falls with every input, a performance soundtrack that tells you exactly what the car is doing and why.

¹³ S+ Shift is unavailable when Adaptive Cruise Control (ACC) is in use.



S+SHIFT



Flush door handles

Preserving the Prelude's sleek silhouette, flush door handles give a cleaner, more sculpted profile that feels modern and unmistakably sporty.

Some shapes stop you mid-sentence...


With a silhouette that looks fast standing still, the Prelude has an unmistakable long, low stance. Its sweeping roofline drops into a fastback that feels like it couldn't have been drawn any other way. Smooth curves flow into sculpted lines...

And then night falls.

Across the rear, a full width horizontal light bar stretches from edge to edge. It's not a detail, it's a statement. A signature that announces the Prelude from a block away and lingers in your mirrors long after it's gone. The Prelude doesn't demand your attention. It simply has it.



PRELUDE





GT comfort & style.

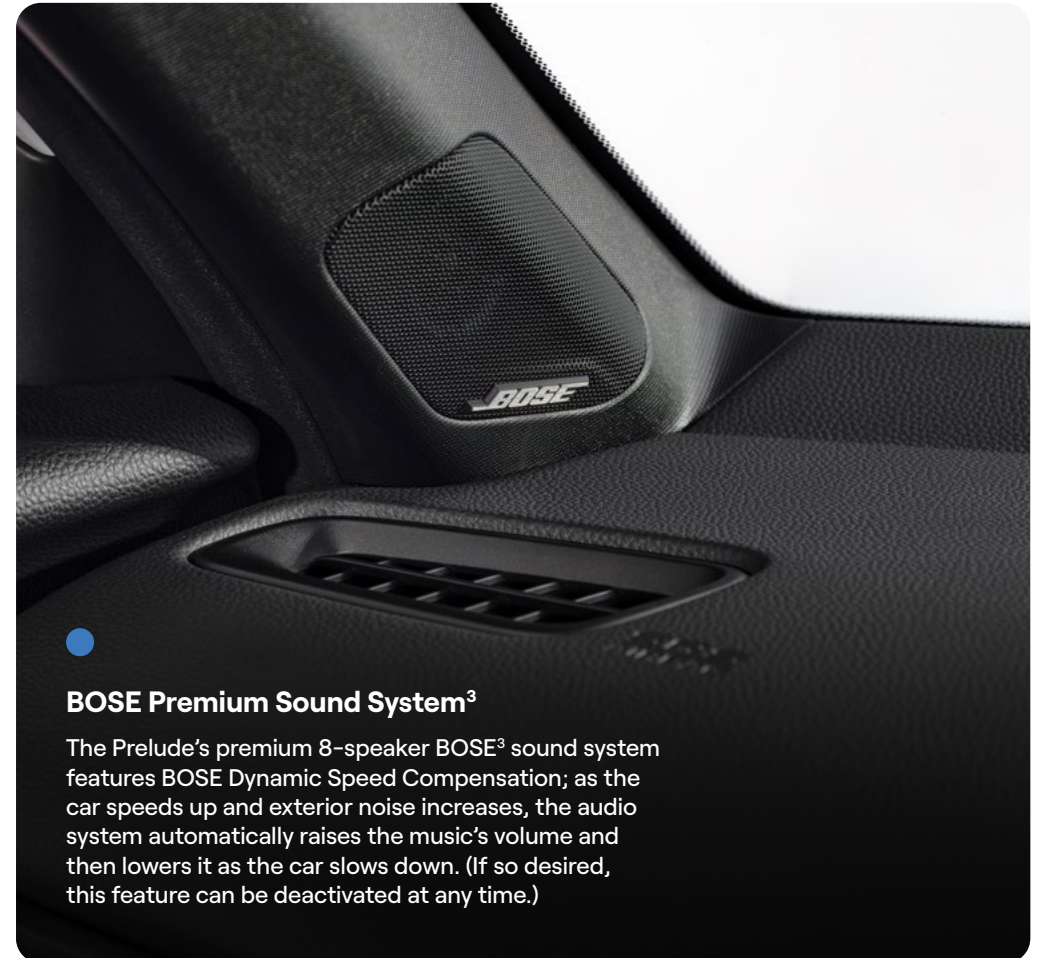
The body-hugging leather-appointed front seats are built for comfort on long drives. Meanwhile the perfectly contoured 'D' shaped steering wheel hints at the car's GT pedigree.

Its 10.2" digital driver's display ensures essential driver information is easily visible. Meanwhile, soft-touch materials and distinctive flourishes like blue contrast stitching make this a very enjoyable place to be.

⁵ Leather-appointed means (1) some parts of the seats may contain non-leather materials and (2) some seats may contain no leather material.

³Bose is a registered trademark of Bose Corporation.

²Google, Android, Google Play, Google Maps and other marks are trademarks of Google LLC. Some Google Built-In features require an internet connection, this can be performed through the vehicle with an active Honda Connect subscription. For USB connections: Compatible Android phone and compatible active data plan required. For wireless connections: Wireless use of Android Auto requires a compatible Android 11.0+ phone and compatible active data plan. Check g.co/androidauto/requirements for compatibility.



BOSE Premium Sound System³

The Prelude's premium 8-speaker BOSE³ sound system features BOSE Dynamic Speed Compensation; as the car speeds up and exterior noise increases, the audio system automatically raises the music's volume and then lowers it as the car slows down. (If so desired, this feature can be deactivated at any time.)



● **Just say "Hey Google"...**

With Google Built-In², your car becomes a digital personal assistant that's ready whenever you are.

Operated via your Google account, you can stay connected to your car wherever you are. While inside the cabin your experience is entirely untethered and hands-free, with voice-controlled navigation, calls, music, messages, calendar and cabin settings.

You can even manage compatible smart home devices from the driver's seat, letting your day flow smoothly before, during and after every drive.





Your Prelude in your pocket.

Honda Connect Gen2⁸ delivers one of the most comprehensive connected suites on the road. You can now control your car from your phone, featuring remote locking, location tracking and remote engine immobilisation functions.



Remote Engine Immobiliser

Gives you the ability to remotely immobilise your car to provide added peace of mind.



Remote Climate Control

Prepare your Prelude in advance with remote climate control. Remotely set your ambient temperature on your Honda Connect smartphone app to keep you and your passengers comfortable as soon as you step inside.



Remote Lights On/Off

Never lose your car in a parking lot. With Honda Connect, you can remotely interact with your vehicle and locate your car by flashing your headlights and taillights until you find your Honda.



Remote Lock/Unlock⁸

Worried you forgot to lock up? Does a passenger need access, but they don't have a key? With Honda Connect, you can remotely lock or unlock your Honda with a simple tap on your smartphone.



Automatic Collision Detection¹¹

In the event of airbag deployment, a notification will get sent promptly to the device logged into Honda Connect. The app will also alert a Honda Connect Customer Care agent, who will call the Honda Connect user and dispatch emergency services to the location if there's no response.

⁸You must keep your physical key and mobile phone in the vehicle while driving. The engine will not start if your mobile device is out of battery, has no internet connection or is not inside the vehicle. Some Honda Connect app features are only available if your vehicle is linked to your Honda Connect account and connected services is activated. Remote vehicle features vary by model and not all vehicles will have all features.

¹¹Automatic collision detection is unavailable where there is no telecommunications network coverage, and may be unavailable during system maintenance or unplanned interruptions. This feature should not be relied on in the event of an emergency.



SCAN TO LEARN
MORE ABOUT HONDA
CONNECT GEN2⁸.

Honda
SENSING

Safety that sees more.

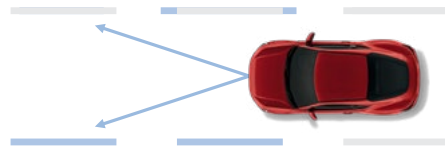
Honda SENSING³⁰ delivers a suite of intelligent driver assist features that work quietly and intuitively to help keep you safe and aware, without disrupting your driving experience.

From tight parking to sudden traffic changes and busy freeways, it offers confidence boosting support without interrupting your drive.




Traffic Sign Recognition System

Reminds you of certain road sign information such as the current speed limit your vehicle has just passed through, showing it on the gauge.



Traffic Jam Assist

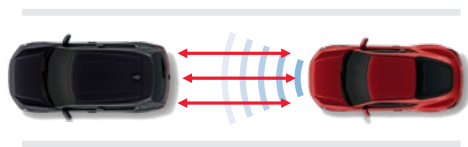
Works in conjunction with the Lane Keep Assist System (LKAS) to apply steering torque, keeping your vehicle centred in lane during heavy traffic.



Lane Keep Assist System


Provides steering input to help keep the vehicle in the middle of a detected lane and provides audible and visual alerts if the vehicle is detected drifting out of its lane.

³⁰ Honda SENSING is driver-assist technology. Drivers must continue to drive safe and monitor the road and not rely on technology. Accuracy and operation of Honda SENSING may vary based on weather, speed, traffic, road conditions, markings and other factors. Refer to owner's manual.



Adaptive Cruise Control with Low Speed Follow

Helps maintain a constant vehicle speed and a set following interval behind a vehicle detected ahead of yours and, if the detected vehicle comes to a stop, can decelerate and stop your vehicle.



Collision Mitigation Braking System

CMBS is designed to alert you when a potential front collision is determined, as well as to reduce your vehicle speed to help minimise collision severity when a collision is deemed unavoidable.



Road Departure Mitigation System

Alerts and helps to assist you when the system detects a possibility of your vehicle unintentionally crossing over detected lane markings, or approaching the outer edge of the road surface or a detected oncoming vehicle.

ADAPTIVE HEADLIGHTS

Headlights that adapt.

Night driving is easier with two clever features at work:



Adaptive Driving Beam

Uses automatic headlight beam switching technology. When oncoming traffic is detected, the beam on that side dims, while the other side stays on to keep the road ahead brightly illuminated.



High-Beam Support System

Automatically changes your headlights from low to high on a clear road, and back when an oncoming vehicle is detected. Together, they create a safer and more relaxed drive after dark, so you can focus on the road.





COLOUR LINEUP

Find your shade.

A car this considered deserves a colour to match. The Prelude is available in five carefully curated finishes, each chosen to complement its sleek, sculpted lines and reinforce the character within.

Five finishes. One Prelude.
Yours to choose.



Moonlit White



Meteoroid Gray



Crystal Black



Racing Blue



Rallye Red

Prelude.



The dream is back.

Description		PRELUDE
Powertrain		
Engine type	Hybrid DOHC i-VTEC Inline 4-cylinder	•
Engine capacity		2.0L - 1993cc
Compression ratio		13.9
Bore x stroke (mm)		81 x 96.7
Fuel type (minimum recommended)	Unleaded (91 RON)	•
Fuel supply system	Honda Programmed Fuel Injection (PGM-FI)	•
	Direct injection	•
Drive by Wire throttle (DBW)		•
Transmission		
Automatic	Electronic Continuously Variable Transmission (E-CVT)	•
	Steering Wheel mounted de-acceleration paddle selectors, (paddle shifters when in S+ Shift Mode)	•
	Shift-By-Wire (push button gear selection)	•
	S+ Shift function	•
Performance and fuel economy		
Maximum power (kW @ rpm)		135 @ 5000-6000
Maximum torque (Nm @ rpm)		315 @ 0-2000
Fuel consumption (litres/100km) ¹⁰	Combined	4.3
	Urban	4.3
	Extra urban	4.3
CO ₂ emissions (g/km) ¹⁰	Combined	98
Emission standard	ADR 79/05 (Euro 6d)	•
Chassis		
Suspension	Front: McPherson with Dual Axis Strut	•
	Rear: Multi-link	•
	Adaptive damper system	•
Steering	Dual Pinion Motion Adaptive Electric Power Steering (MAEPS)	•
Brakes	Front: 350mm Brembo [®] ventilated disc brakes with 4-piston aluminium brake calipers	•
	Rear: 305mm solid disc brakes	•
Stabiliser bars		•
Exterior		
Antenna	Glass-print	•
Door handles	Body coloured	•
	Flush-style	•
	Illuminated	•
Door mirror	Body coloured	•
	Electrically adjustable	•
	Electrically retractable	•
	Integrated LED indicators	•
	Heating function	•
	Automatically retractable with key fob	•
Grille	Chrome coloured hairline	•
B pillar finish	Piano black	•
Acoustic windscreen		•
Wipers	2-speed auto rain-sensing with integrated washer nozzle	•
Rear window demister		•
One-touch release fuel filler door		•
Wheel resonator		•
Exterior lights		
Headlights	Adaptive LED	•
	Wiper integration	•
	Auto-off function	•
	Auto-dusk sensing	•
	Auto-height adjustment	•
	LED Daytime Running Lights (DRL)	•
	LED Active Cornering Lights (ACL)	•
LED turn signals	Front	•
	Rear	•
Tail lights	LED	•
High-mounted brake light	LED	•
Driver aids		
Drive mode select	Comfort/GT/Sport/Individual	•
Multi-function steering wheel controls		•
Driver information interface featuring:	10.2" LED colour display	•
	Odometer	•
	Trip meter (A/B)	•
	Instant fuel economy	•
	Average fuel economy	•
	Range	•
	Average speed	•
	Elapsed time	•
	Outside temperature display	•
	Clock	•
	Customisable speed alarm (x2)	•
	Seat belt status	•
	Door ajar warning	•
	Low fuel warning	•
	Power flow monitor	•
	Power & charge	•
	Phone	•
	Audio	•
	Turn-by-turn navigation	•
	Driver Attention	•
	G-Meter	•
Comfort and convenience		
Accessory power outlet (12v)	Front console	•
Wireless charger ¹²		•
Active Noise Control (ANC)		•
Climate control	Dual-zone	•
Rotary-style air conditioning knobs		•
Driver's footrest		•
Dust and pollen filter	Plasma Cluster	•
Electronic park brake with brake hold function		•
Power windows	All auto up/auto down	•
	Key fob operation	•
Privacy glass	Cargo & rear passenger area	•
Rear-view mirror	Auto-dimming	•
Smart keyless entry with push button start		•
Sunvisor	Illuminated vanity mirrors	•
	Extension mechanism	•
	Ticket holders	•
Tilt and telescopic steering column		•
One-touch turn signal		•
Seating and interior		
Driver seat	6-way manual adjustment	•
	Fully reclining seat back	•
Front passenger seat	4-way manual adjustment	•
	Fully reclining seat back	•
Front seats	Height adjust head restraints	•
	Heating function	•
Rear seats	60:40 Fold	•
Seat trim material	Front: navy blue & white leather appointed ⁵ with two tone stitching	•
	Rear: black fabric	•
Steering wheel	Leather wrapped with blue stitching	•
Alloy sports pedals		•
Trim accents	White leather appointed centre dashboard trim with embroidered 'Prelude' nameplate	•
Instrumental panel	Soft-touch black	•
Roof headliner	Black	•
Interior lighting		
Ambient lighting	Front roof	•
	Front footwell	•
	Rear roof	•
Courtesy lighting	Map lights (x2)	•
	Cargo area (x2)	•
	Glovebox	•
	Front centre console	•
	Front door	•
Storage		
Beverage holders	x4	•
Seat back pocket	Driver & front passenger seat	•
Coat hook	x 2	•
Cargo restraint hook	x 2	•
Luggage hook	x 2	•
Centre console storage		•
Glovebox with dampener		•
Sunglasses holder		•
Infotainment		
Advanced Display Audio (9" touchscreen) featuring:	FM radio	•
	Google Built-In with Google Assistant, Google Maps and more on Google Play ¹³	•
	Wireless Android Auto™ with Google Assistant ⁴	•
	Wireless Apple CarPlay™ with Siri [®] Eyes Free mode	•
	Bluetooth [®] connectivity with audio streaming	•
	Digital radio (DAB ¹)	•
	Over-the-air system updates	•
USB connectivity	x2 USB-C	•
Speaker	Bose [®] premium 8 speaker sound system	•
	Bose [®] Dynamic Speed Compensation	•
Active safety		
Honda SENSING ³⁰ featuring:	Forward Collision Warning (FCW)	•
	Collision Mitigation Braking System (CMBS)	•
	Lane Departure Warning (LDW)	•
	Lane Keep Assist System (LKAS)	•
	Traffic Jam Assist (TJA)	•
	Road Departure Mitigation System (RDM)	•
	Adaptive Cruise Control (ACC) with Low-Speed Follow (LSF)	•
	Traffic Sign Recognition (TSR)	•
	High Beam Support System (HBSS)	•
Blind Spot Information System (BSI)		•
Rear Cross Traffic Alert (RCTA)		•
Adaptive Driving Beam (ADB)		•
Post-Collision Braking System (PCBS)		•
Anti-lock Braking System (ABS)		•
Agile Handling Assist System (AHAS)		•
Brake Assist System (BA)		•
Electronic Brake-force Distribution (EBD)		•
Emergency Stop Signal (ESS)		•
Hill Start Assist (HSA)		•
Electronic Brake Booster (EBB)		•
Straight Driving Steering Assist		•
Vehicle Stability Assist (VSA)		•
Acoustic Vehicle Alerting System (AVAS)		•
Passive safety		
Advanced Compatibility Engineering (ACE) Structure		•
10 SRS airbags	Driver	•
	Front passenger	•
	Side (front)	•
	Side (rear)	•
	Knee front (driver and front passenger)	•
	Full-length curtain	•
Child restraint anchorages	Seat back tether (x2)	•
	ISOFIX x2 (rear/2nd row)	•
Head restraints	x2	•
Seatbelts (3-point)	Pretensioner	•
	Emergency Locking Retractor (ELR) - all seats	•
Seatbelt reminder	Driver & all passenger	•
Rear seat reminder		•
Side impact protection		•
Pop-up bonnet		•
Whiplash mitigation front seats		•
Whiplash mitigating front head restraints		•
Parking aids		
Parking sensors	Front: x4	•
	Rear: x4	•
Multi-angle reversing camera (3 modes)	Dynamic guidelines	•
Security		
Engine immobiliser		•
Security alarm system		•
Automatic walk-away door locking		•
Dimensions, weights and capacities		
Overall length (mm)		4522
Overall width (mm)		1880
Overall height (mm)		1355
Wheelbase (mm)		2605
Track (mm)	Front	1627
	Rear	1615
Ground clearance (mm)	Unladen	137
Minimum turning radius at wheel centre (m)		5.7
Head room (mm)	Front	944
	Rear	842
Leg room (mm)	Front	1074
	Rear	814
Shoulder room (mm)	Front	1451
	Rear	1352
Hip room (mm)	Front	1377
	Rear	1237
Tare mass (kg)		1449
Kerb weight (kg)		1468
Maximum permissible weight (kg)		1850
Boot capacity (litres in VDA standard)		264
	Rear seats down, load to window	663
	Rear seats down, load to roof	760
Seating capacity		4
Fuel tank capacity (l)		40
Wheels and tyres		
Tyre size		235/40 R19
Wheel type	Alloy	•
Wheel size		19"
Wheel colour	Black	•
Tyre Repair Kit (TRK)		•
Warranty		
5-year unlimited km warranty ¹		•
6-year rust/perforation warranty		•
8-year IMA battery module warranty		•
Servicing		
12 months/10,000 km ¹		•
Telematics		
Honda Connect ⁴ featuring:	Inclusive 3-year subscription ⁴	•
	Remote lock/unlock	•
	Automatic collision detection ¹¹	•
	Trip log/recent trip history	•
	Geofencing alert	•
	Push notifications	•
	Speed alert	•
	Car status	•
	Emergency call button	•
	Remote climate control	•
	Remote engine immobiliser	•
	Remote lights/horn	•
	Light collision notification	•
	Vehicle dashboard	•
	Location search	•
	Car diagnostics	•
	Personal data wipe	•

¹⁰The figures quoted are based on ADR81/02 combined test results. You may experience different results depending on driving conditions and the condition of the vehicle. ¹⁶Brembo is a registered trademark of Brembo N.V. ¹²Feature only compatible with devices that support or can be upgraded to support wireless charging. Check the compatibility of your device with your device manufacturer. ¹⁴Leather-appointed means (1) some parts of the seats may contain non-leather materials and (2) some seats may contain no leather material. ²Google, Android, Google Play, Google Maps and other marks are trademarks of Google LLC. Some Google Built-In features require an internet connection, this can be performed through the vehicle with an active Honda Connect subscription. For USB connections: Compatible Android phone and compatible active data plan required. For wireless connections: Wireless use of Android Auto requires a compatible Android 11.0+ phone and compatible active data plan. Check g.co/androidauto/requirements for compatibility. Google, Google Play and Google Maps are trademarks of Google LLC. ⁴Google, Android and Android Auto are trademarks of Google LLC. To use Android Auto on your car display, you'll need an Android phone running Android 5.0 or higher, an active data plan, and the Android Auto app. ¹Apple CarPlay, iPhone and Siri are trademarks of Apple Inc. CarPlay and Siri requires iPhone 5 model and above running iOS 7.1 or higher. ⁵Bose is a registered trademark of Bose Corporation. ¹³Digital radio station coverage dependent on vehicle location. ³⁰Honda SENSING is driver-assist technology. Drive must continue to drive safe and monitor the road and not rely on technology. Accuracy and operation of Honda SENSING may vary based on weather, speed, traffic, road conditions, markings and other factors. Refer to owner's manual. ¹⁵5 year unlimited kilometre warranty available on all vehicles except those used for a Commercial Purpose, where a 5-year/140,000 kilometre (whichever occurs first) warranty is applicable. "Commercial Purpose" means the purpose of carrying passenger or goods in the course of business or trade, and includes, without limitation, a vehicle being used at any time, as a taxi, or for hire, rental, delivery, courier, ride sharing, driving school, tourist or security purposes. ⁴Vehicle is Honda Connect enabled. Honda Connect features are only available if your vehicle is linked to your Honda Connect account and connected services are activated. Remote vehicle features vary by model and not all vehicles will have all features. ¹¹Automatic collision detection is unavailable where there is no telecommunications network coverage, and may be unavailable during system maintenance or unplanned interruptions. This feature should not be relied on in the event of an emergency. ¹⁴More frequent servicing may be required if vehicle is subjected to certain driving conditions. For more information visit <https://www.honda.com.au/owners/servicing>. Accurate as of April 2026.





The best price, wherever you go.

No shopping around, no price to beat & no haggling. Just the best price, whichever Honda Centre you buy from. A purchase wrapped in total confidence is our Honda Price Promise* to you.

*Excludes accessories and any resulting additional government charges. An additional Cross Border Delivery fee and any resulting additional government charges will apply if you choose a vehicle with a specific colour and grade or an accessory that has to be delivered from another State or Territory. Different pricing may apply as a result of concession entitlements or exemptions or for fleet sales/purchases of multiple vehicles



Honda makes finance easy.

With Honda Finance⁶, you can get pre-approved for your new car in just four simple steps – straight from your mobile device. No paperwork, no credit score impact and no need to visit a Honda Centre. Just a quick, straightforward route to your next Honda.



Honda
Financial Services

⁶ Loan products are issued, distributed and offered by Taurus Finance Holdings Pty Ltd ("Taurus") ABN 78 625 555 464 Australian credit licence 514213. Honda Australia Pty Ltd ("Honda Australia") ABN 66 004 759 611 and its sales agents promote the loan products under agreements with Taurus [and may receive administration fees or commissions in relation to loans]. Honda Financial Services is a registered trademark of Honda Motor Co., Ltd ("Honda") and Taurus holds a sub-licence to use that trademark. †For eligible applicants.





Prelude



honda.com.au/cars

1800 804 954

@HondaAustralia



The Honda Foundation

Every Honda vehicle purchased helps raise money for The Honda Foundation, that's contributed over \$15 million back into the Australian community to date. Visit: thehondafoundation.com.au

Honda Australia Pty Ltd. LMCT 4136 (Vic), License Number MD28946 (WA), License Number 6118 (Tas), Level 4, 6 Gladstone Street, Moonee Ponds, Victoria, 3039 ACN 004 759 611 ABN 66 004 759 611. The specifications and major features listed here apply to 26YM Prelude model and are accurate as at the date of printing (April 2026). However, Honda Australia Pty Ltd. reserves the right to change or modify specifications and major features at any time without prior notice. Due to ordering, shipping and freight factors, some colour, model, option and accessory availability may vary from time to time. Check with your Honda Centre for current information. 26YM Prelude in Moonlit White shown on cover. Displayed paint and trim colours are indicative only and may vary from actual. Check with your Honda Centre for stock and colour availability.