



**RENAULT  
TRAFIC**



# designed for efficiency

Available in 2 lengths and a choice of van or crew cab, Renault Traffic can be customised to meet your needs.



Office on wheels, connectivity with smartphone replication, on-board comfort, loading length and volume – everything has been optimised.

advanced driver assistance systems

4.15 m loading length\*

6.7m<sup>3</sup> of loading volume\*

2.5-tonne towing capacity

84 litres of storage space\*

automatic gearbox

\* depending on version.

# **interactive menu**

**01. design**

**02. loading**

**03. crew versions**

**04. interior experience**

**05. advanced driver  
assistance systems**

**06. customisation**

**07. dimensions and volumes**

# designed to make your life easier

**The exterior design of Renault Traffic is functional, dynamic and elegant. With impressive technology, advanced safety features, and a practical and comfortable cabin, Traffic is your perfect mobile office.**

**The 100% LED C-shaped headlamps allow for better night vision.**



**configure →**

## optimal loading space

With a best-in-class loading length of 4.15 m<sup>(1)</sup> using the ingenious load-through flap<sup>(1)</sup> under the passenger bench seat and up to 2.5-tonne towing capacity, nothing stops Renault Trafic.



overseas model shown

4.15 m loading length thanks to the load-through flap under the passenger bench seat<sup>(1)</sup>

The loading volume of up to 6.7 m<sup>3</sup> means you have plenty of space for everything you need: tools, supplies, bulky items, rubble, and more.



6.7 m<sup>3</sup> of loading volume<sup>(1)</sup>

The vehicle also features two<sup>(2)</sup> lights in the loading area and up to 16 anchoring points.



overseas model shown

up to 16 anchoring points and two lights in the loading area

(1) 4.15m load length and 6.7m<sup>3</sup> cargo bay volume on LWB Premium version thanks to load-through flap under the passenger bench seat.

(2) one light on crew versions.

[configure →](#)

### 03. crew versions

## maximum versatility

**Renault Traffic crew versions can carry up to 6 people. Transport your whole team when you need all of them for your projects.**



crew lifestyle

**The seats on Traffic Crew Pro can be folded forward, freeing up space in the cargo area. Make use of the space in different ways, and transform the rear into a ready to use workshop.**



crew lifestyle cabin area

crew versions are available with diesel motor only

[configure →](#)

## take your office with you

Equipped with a mobile office\* layout, Renault Trafic has everything you need: its wide central seat folds down so you can put a tablet, a computer or even its integrated A4 document holder on it.



overseas model shown

mobile office\*: back of the central folding seat designed to hold your folders or computer

Comfort is guaranteed with its lumbar-adjustable driver's seat. It also offers a substantial 84 litres\* of cabin storage space.



mobile office

With generous storage in the doors, on the dashboard, and even under the passenger bench seat, your belongings can be easily organised!



overseas model shown

storage under the bench seat\*

\* depending on version.

[configure →](#)

## 04. interior experience

# integrated connectivity

Stay connected with the intuitive 8" easy link multimedia system.



overseas model shown

8" easy link multimedia system

**Customise your driving experience and make the most of the easy link system through the 8" central touch screen; you can also connect your smartphone with wireless mirroring via Bluetooth<sup>(R)</sup>, Android Auto<sup>™</sup> or Apple Carplay<sup>™</sup>.**



wireless smartphone charger\*



Apple CarPlay<sup>™</sup> wireless smartphone mirroring

\* standard on Premium and Lifestyle versions.  
Android Auto<sup>™</sup> is a trademark of Google Inc.  
Apple CarPlay<sup>™</sup> is a trademark of Apple Inc.

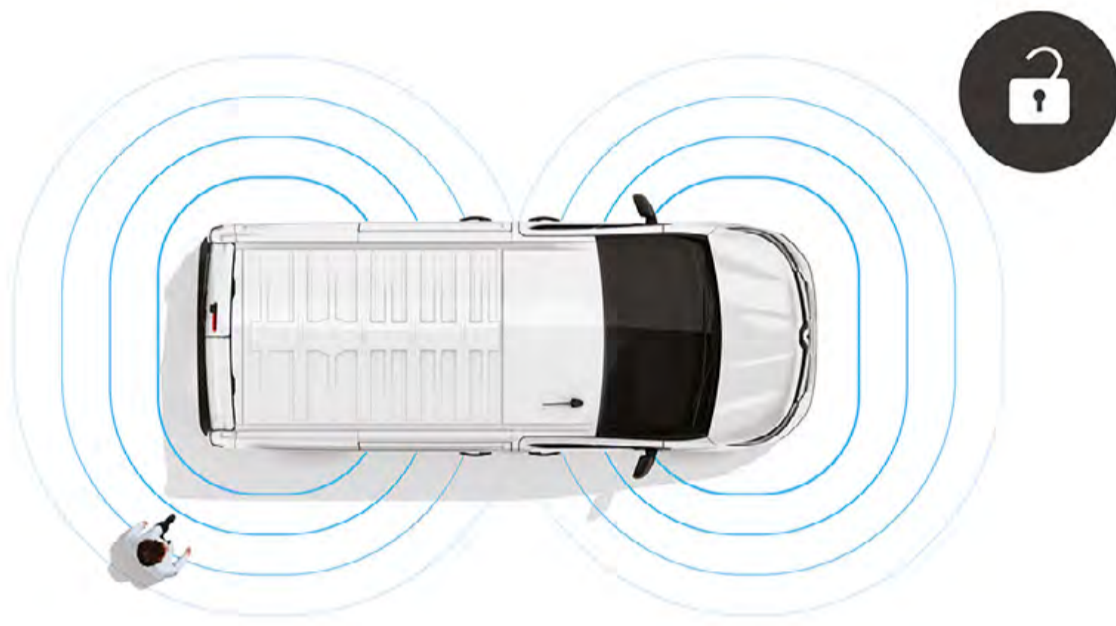
**configure →**

## 05. advanced driver assistance systems




# advanced driver assistance systems


Renault Traffic is equipped with a suite of innovative advanced driver assistance systems earning an ANCAP Gold<sup>^</sup> van safety comparison rating.



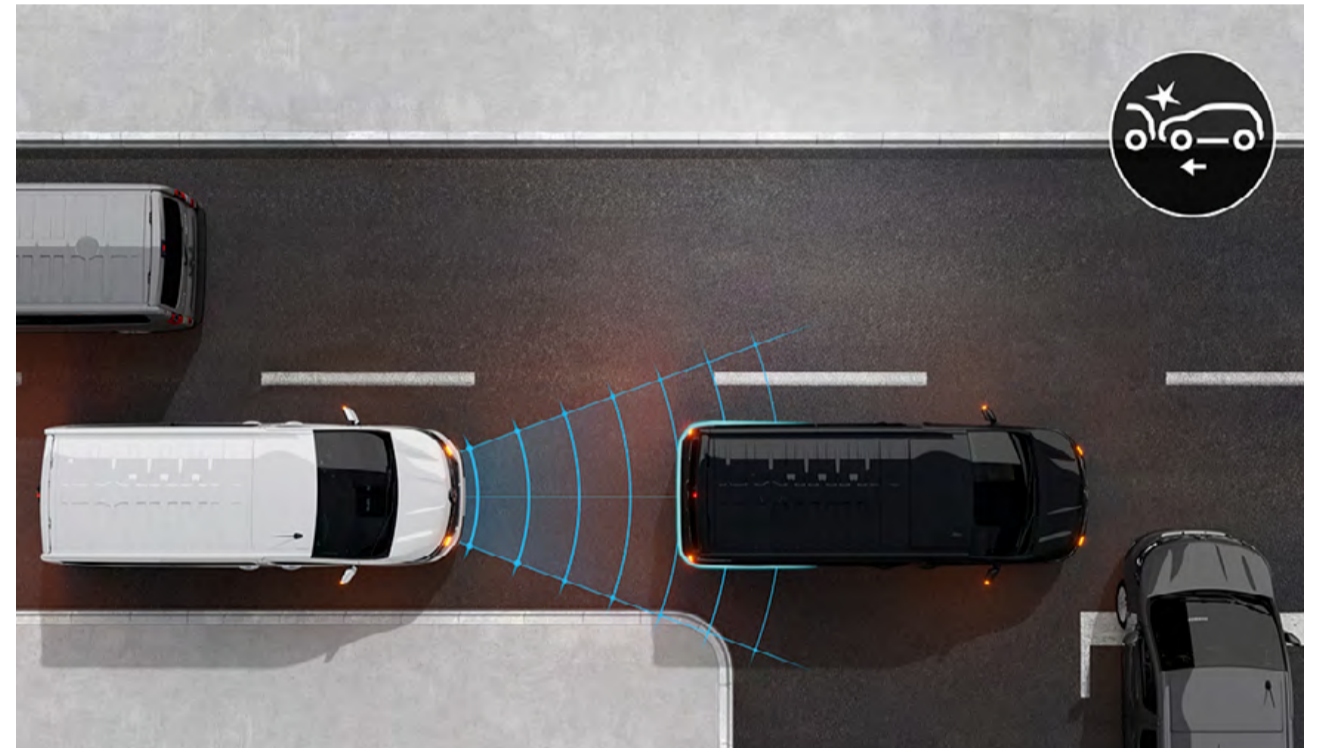
**"zoning" function**  
For independently locking or unlocking either the front doors or the loading area.



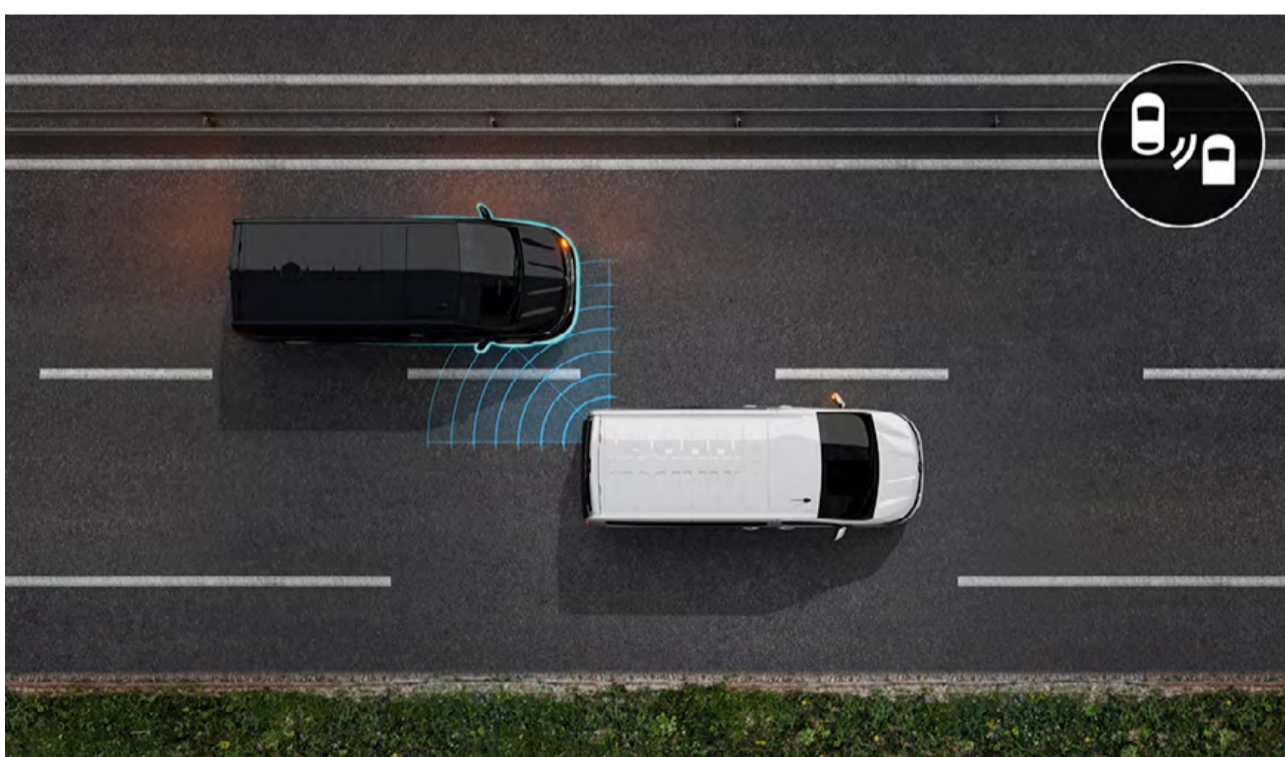
**airbags**  
Front and side airbags protect the driver and passengers against violent impacts.



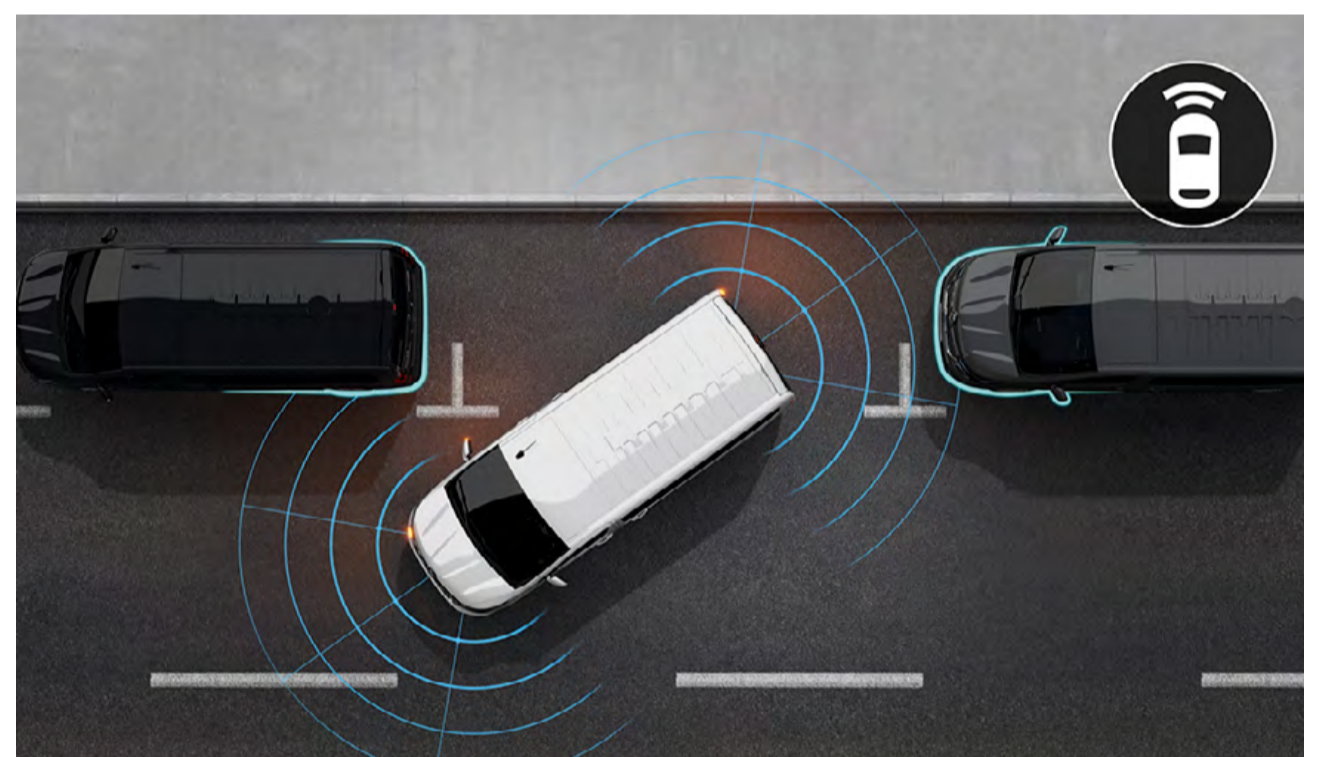
**lane departure warning**  
Warns the driver if the vehicle is approaching or drifting into another lane without intending to (without first activating the indicator).




**active emergency braking system**  
Standard across the range, this system is able to detect both moving and stationary vehicles, as well as pedestrians and cyclists. The driver is warned via a visual and audible alert, if the driver doesn't brake or doesn't brake hard enough the system supports with braking.




**blind spot warning**  
This system warns the drivers of vehicles in their blind spot, helping avoid collisions.  
*Standard on Premium and Lifestyle, optional on Pro.*



**parking sensors**  
Radar sensors facilitate your manoeuvres by warning you with audio and visual signals when there are any obstacles around you.



**driver attention alert**  
This system analyses the driver's behaviour and warns of any risk of fatigue. If excessive fatigue is detected, the system recommends the driver to take a break with a visual and audible message on the instrument panel.



**automatic high/low beam headlight activation**  
This system works using a camera positioned at the top of the windscreen. The camera analyses the light flows based on lighting and traffic conditions.

**driver assistance systems**

- traffic sign recognition and overspeed prevention
- automatic high/low beam headlight activation

**safety assistance**

- airbags
- blind spot warning
- driver attention alert
- lane departure warning
- active emergency braking system

**park assist systems**

- parking sensors and rear camera
- "zoning" function

<sup>^</sup>Tested 2024. Applies to vehicles built from November 2024 onwards. For more information refer to ANCAP website.

[configure →](#)

## 06. customisation

# colours



**cumulus blue (s)**



**urban grey (s)**



**glacier white (s)**



**comet grey (m)**



**highland grey (m)**



**jet black (m)**



**carmin red (m)**

s: solid paint.  
m: metallic paint.  
photos not contractually binding.

**configure →**

## 06. customisation

# interior trims



### Pro

- dark cloth seat upholstery
- driver and passenger front & side curtain airbags
- 8" easy link touchscreen with Apple Carplay® and Android Auto® wireless smartphone replication



### Premium

- premium cloth upholstery
- 7" colour driver display
- wireless smartphone charger



### Lifestyle (crew area)

- 3 rear seats with 2 armrests & under seat storage
- ISOFIX child seat anchorage points on rear outermost seats
- rear opening windows and sunblinds

Images shown for guidance purposes only. Actual specification may differ.



**view specifications here**

## 06. customisation

# upholstery



**dark cloth upholstery** *Standard on Pro*



**premium cloth upholstery** *Standard on Premium and Lifestyle*

# wheels



**16" steel wheels**  
*standard on Pro and Premium*



**16" steel wheels - large hubcap**  
*standard on Crew Pro*



**17" alloy wheels**  
*standard on Lifestyle, optional on Premium*

**configure →**

## 06. customisation

# accessories



overseas model shown

**roof rack and ladder**



image shown for illustration purposes only.

**towbar**



overseas model shown

**traffic rubber floor mats**

Keep your vehicle's passenger compartment clean day after day, construction after construction, delivery after delivery. Go for these ultra-resistant floor mats that are easy to install and clean.

**configure →**

## 06. customisation

# diesel motor

SWB Pro 2.0L Diesel 125kW AT	LWB Pro 2.0L Diesel 125kW AT	LWB Crew Pro 2.0L Diesel 125kW AT	SWB Premium 2.0L Diesel 125kW AT	LWB Premium 2.0L Diesel 125kW AT	LWB Crew Lifestyle 2.0L Diesel 125kW AT
<b>Engine &amp; Transmission</b>					
<b>Type</b>					
2.0L Diesel					
<b>Capacity (cc)</b>					
1997					
<b>Number of cylinders/valves</b>					
4/16					
<b>Bore x stroke (mm)</b>					
85 x 88					
<b>Maximum power (kw @rpm)</b>					
125 / 3,500					
<b>Maximum torque (Nm @rpm)</b>					
380 @ 1,500					
<b>Fuel type</b>					
Diesel					
<b>Transmission</b>					
9-speed automatic					
<b>Driven wheels</b>					
Front					
<b>Fuel consumption<sup>^</sup></b>					
<b>Emission standard</b>					
Euro 6					
<b>Combined cycle (L/100km)</b>					
6.2					
<b>CO<sup>2</sup> emissions (g/km)</b>					
163					
<b>Extra-urban cycle (L/100km)</b>					
5.5					
<b>Urban cycle (L/100km)</b>					
7.5					
<b>Fuel tank (L)</b>					
80					

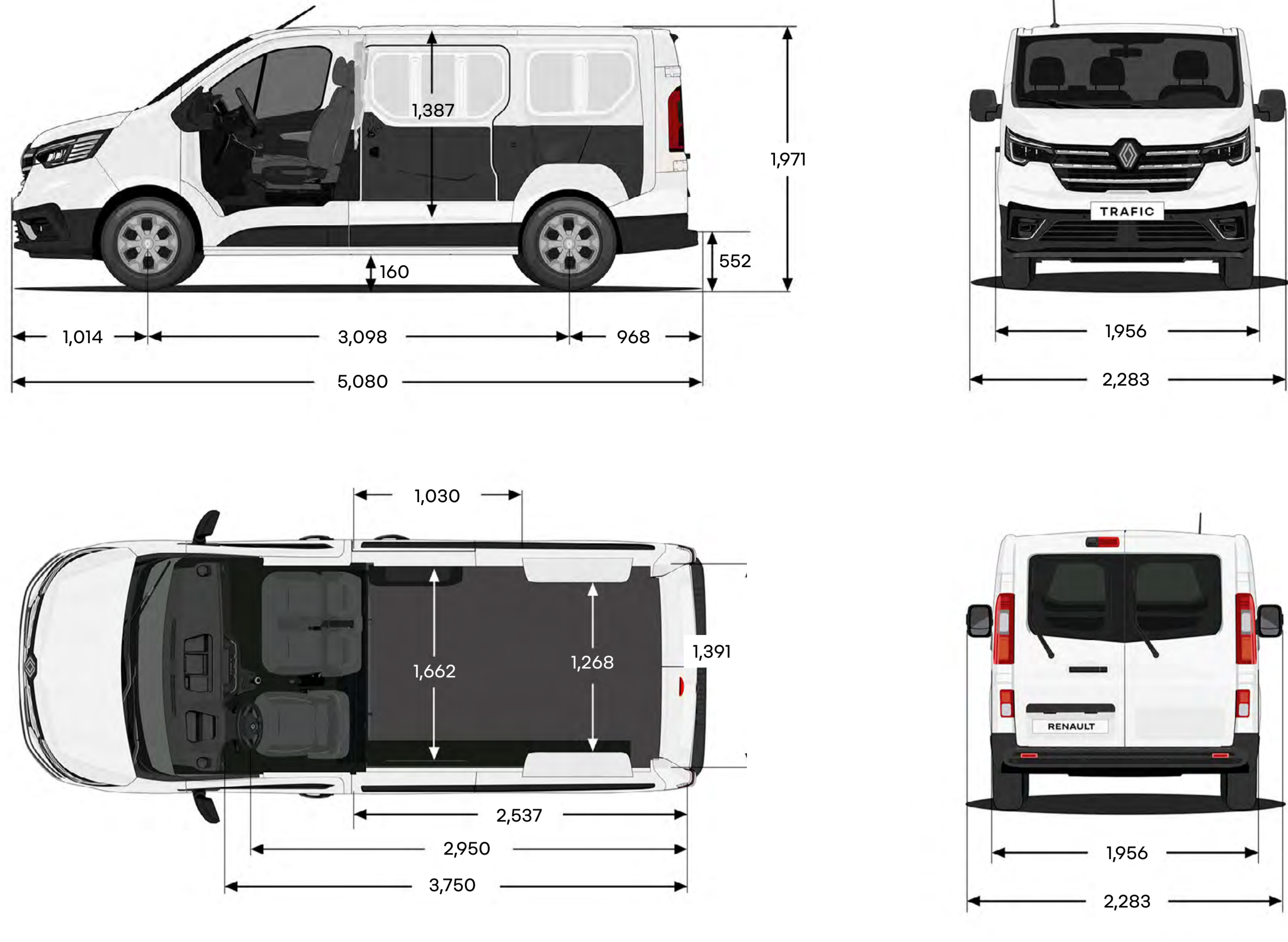
<sup>^</sup> Vehicle tested in accordance with ADR 81/02 based on combined cycle (city/highway). Actual fuel consumption & CO<sub>2</sub> emissions depend on factors such as traffic conditions, vehicle condition & how you drive.



**view specifications here**

## 07. dimensions and volumes

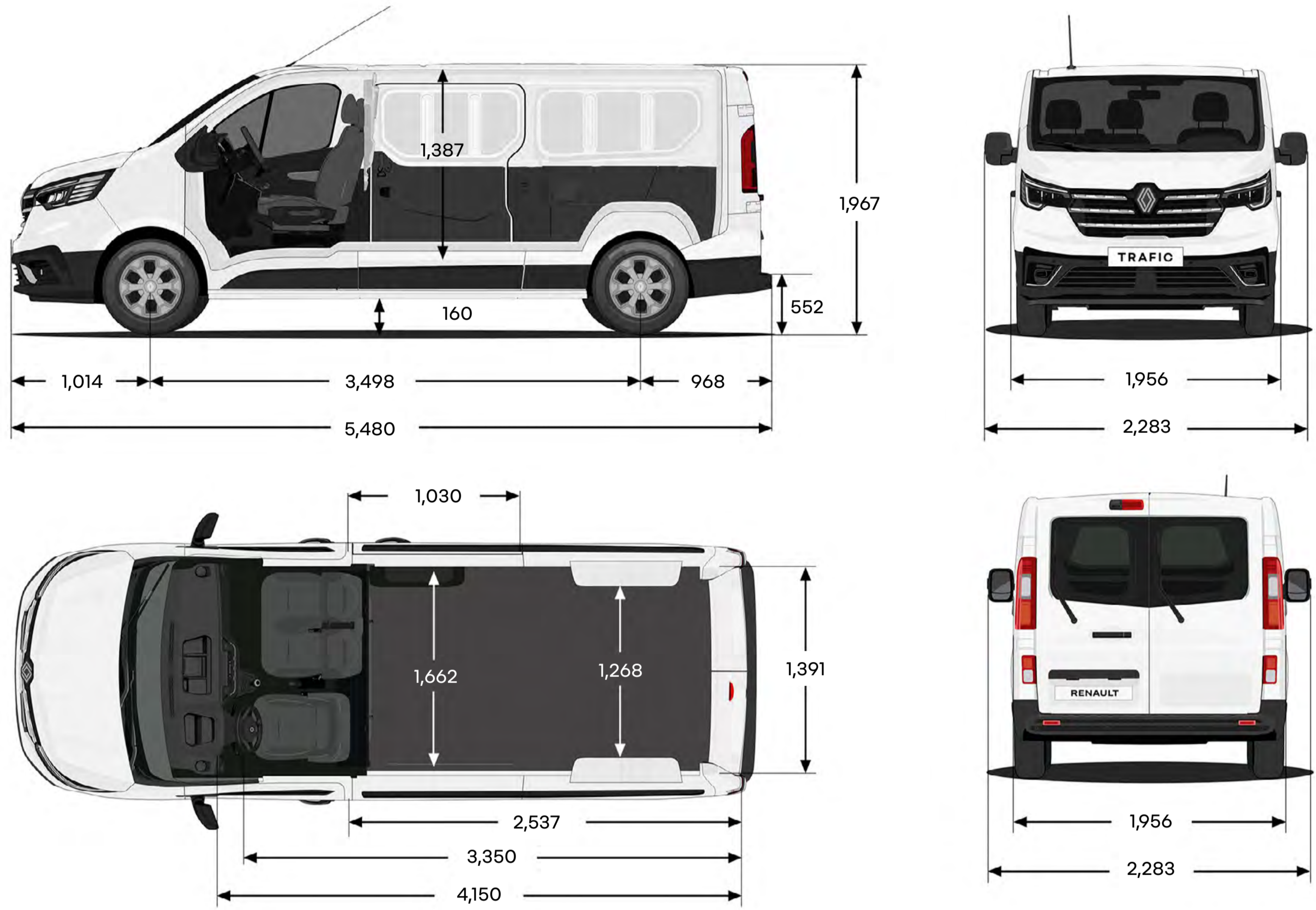
### SWB L1H1 van



#### loading area

cargo bay load volume (without / with load-through flap - m <sup>3</sup> )	5.65 / 5.8
cargo bay length (without / with load-through flap - mm)	2,537 / 3,750
cargo bay width between wheel arches (mm)	1,268

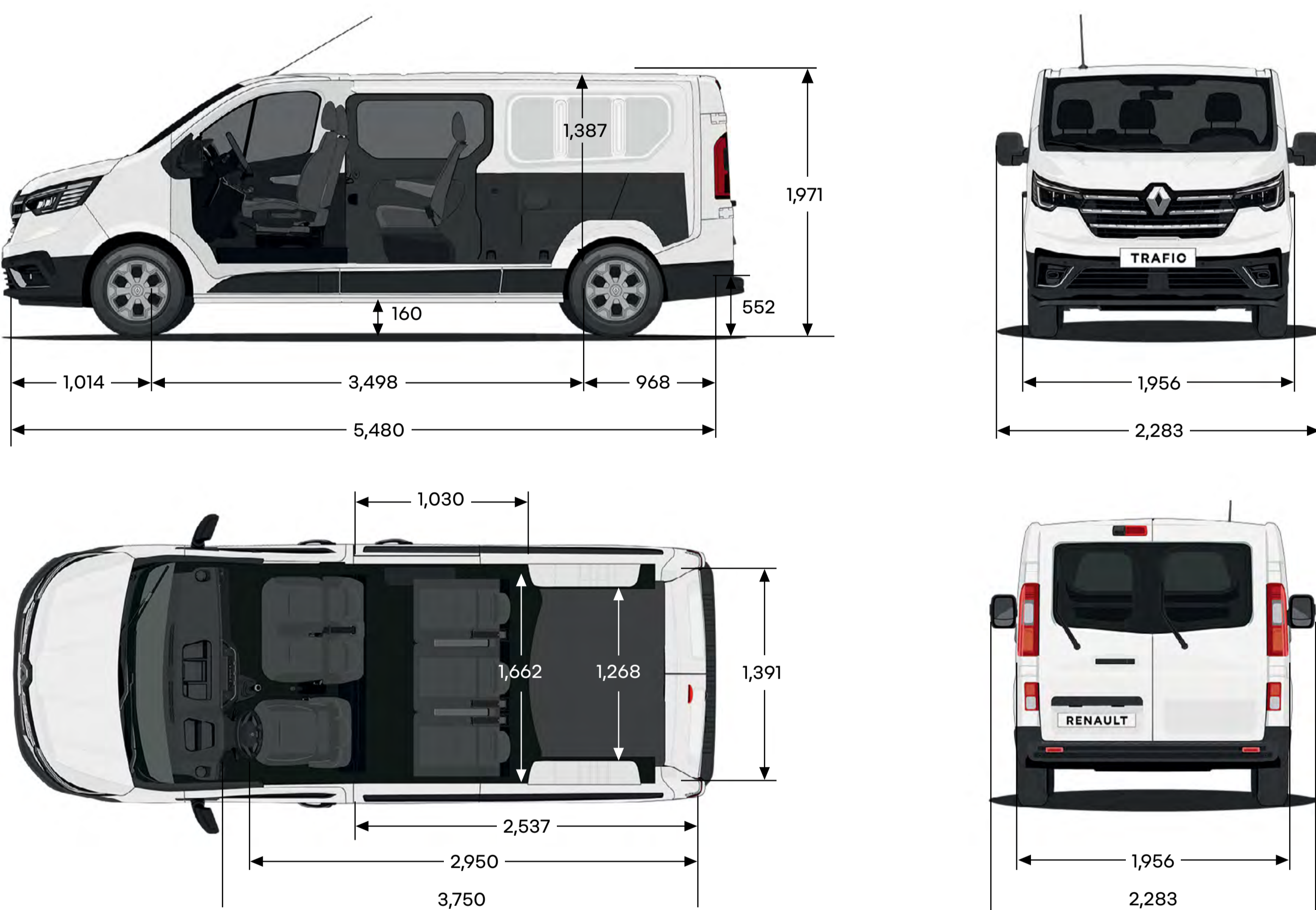
### LWB L2H1 van



#### loading area

cargo bay load volume (without / with load-through flap - m <sup>3</sup> )	6.55 / 6.7
cargo bay length (without / with load-through flap - mm)	2,537 / 4,150
cargo bay width between wheel arches (mm)	1,268

### L2H1 crew pro

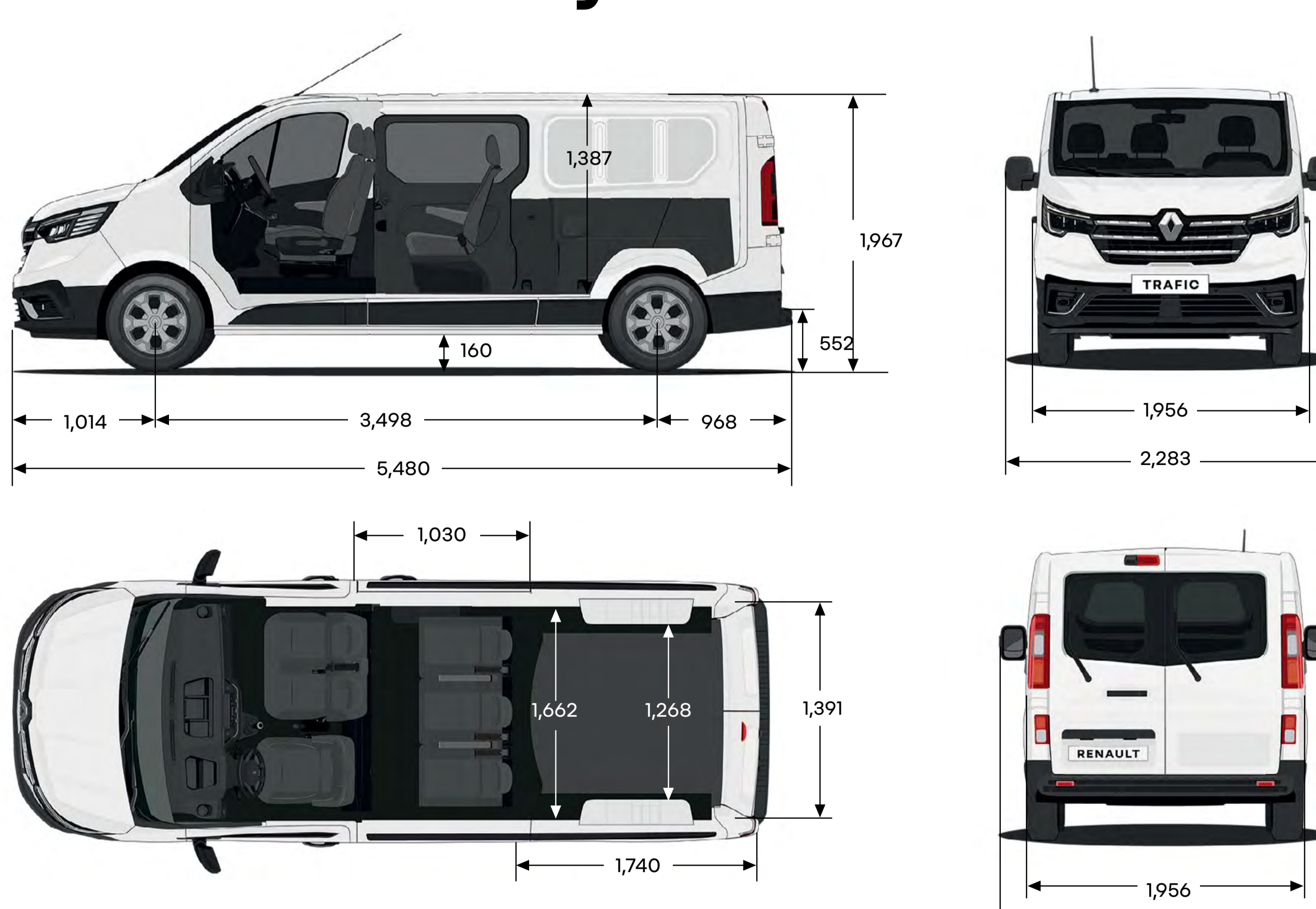


#### loading area<sup>^</sup>

cargo bay load volume (m <sup>3</sup> )	6.55
cargo bay length (with / without rear seats fitted - mm)	2,466 / 2,937
cargo bay width between wheel arches (mm)	1,268

<sup>^</sup> load volume with rear seats removed

### L2H1 crew lifestyle



#### loading area

cargo bay load volume (m <sup>3</sup> )	4.3
cargo bay length (without / with load-through flap - mm)	1,740 / 2,423
cargo bay width between wheel arches (mm)	1,268

technical images shown for guidance purposes only.  
load-through flap on Premium and Lifestyle versions only.

**configure →**



For more information, call 1800 009 008 or visit [www.renault.com.au](http://www.renault.com.au). Details are correct for MY26 variants at the time of publication and are subject to change. Vehicles depicted in this brochure are overseas models and are shown for illustration purposes only; Australian vehicles may differ in features, specifications, equipment, accessories and/or colour. RVDA Pty Ltd reserves the right to discontinue or change its models at its discretion and without prior notice, including features, specifications, equipment, accessories available and colour. The colours in the photographs may vary from actual colours. Please consult your Renault dealer for the latest information on models, features, specifications, prices, options and availability. Publication date - March 2026. RVDA Pty Ltd, 2A Hill Road, Lidcombe NSW 2141. REN1555



**configure and order →**