

Be More Tank



# Tank 500

with **Hi4T**

**Tank 500.  
Be More Tank.**



<b>Contents</b>	<b>Page 1</b>
<b>Introduction</b>	<b>Page 2</b>
<b>Design</b>	<b>Page 6</b>
<b>Performance</b>	<b>Page 12</b>
<b>Technology</b>	<b>Page 16</b>
<b>Hi4-T</b>	<b>Page 18</b>
<b>Safety</b>	<b>Page 20</b>
<b>Colour</b>	<b>Page 26</b>
<b>Dimensions</b>	<b>Page 28</b>
<b>Specifications</b>	<b>Page 30</b>







# Say hello to GWM.

GWM is a world-renowned vehicle manufacturer. At GWM, everything we do is grounded in our corporate philosophy: ‘improving little by little, every day.’ From building world-class research and development systems, which enable continuous innovation, to following the ‘excessive investment’ principle, which drives industry leadership, we relentlessly put our philosophy into practice. We are proud to make vehicles that combine the best components, technology and safety features from around the world while producing attractive SUV’s for customers who take their vehicles offroad and urban traveling with a certain level of luxury. TANK is our premium off-road SUV model series which has taken the world by storm as highly regarded as a comfortable yet capable 4x4. We attribute our success to passion, drive and a commitment to listening to our customers.



The off-road  
just became  
more luxurious.







Imposing in appearance and powerful in performance, this grand 7 seater\* SUV is as majestic as you can get driving off the beaten track. But don't let its stately looks fool you. This is one formidable vehicle that unleashes a remarkable amount of horsepower when needed.





Every inch of this luxuriously appointed SUV has been meticulously considered just for you. On the outside it includes a magnificent and striking front grille, grand 18 inch alloy wheels and automatic Electric Side Steps\* which make entering and exiting the vehicle an indulgent delight. Hop inside and you're instantly met with sumptuous heated and ventilated Nappa leather accented\* seats that can be adjusted to your favourite driving positions, and a panoramic sunroof\* that lets you bring the outside in on every trip to reignite your passion for driving.





**Inspired exterior.  
Lavish interior.**



**14.6" infotainment screen**



**12 speaker Infinity™ sound system\***

*Ultra model only\**





64 colour ambient lighting\*





*Wireless charging port\**





*Two Tone Rims*

*Available on Ultra Plug-in Hybrid variant only\**



*Multi function faux leather steering wheel*



# Purebred performance.







Powered by a direct-injection 2.0 litre turbo four-cylinder petrol-electric engine, with a combined power output of 300kW\* and 750Nm\* of torque, the Tank 500 has enough performance to accelerate from 0-100km/h in just 6.9 seconds\* (in the Plug-In Hybrid variant). Not bad for a vehicle that weighs a commanding 2820kg and has a max Braked Towing Capacity of 3 tonnes. Thanks to the GWM developed 9 speed Hybrid Automatic transmission and 9 all-terrain driving modes including Sports, Snow, Sand, Rock, and Expert, there's almost nowhere this vehicle can't go. And after years of intensive innovation and development, GWM's independently designed Dedicated Hybrid Technology (DHT) is now an all-round master in high-efficiency, highperformance hybrid solutions

*Ultra Plug-in Hybrid variant only\**

Powered by a  
injection 2.0  
four-cylinder  
electric engine  
a combined  
output of 300  
750Nm\* of torque


*Plug-in Hybrid variants only\**



a direct-  
litre turbo  
petrol-  
ne, with  
power  
100kW\* and  
torque







# High-tech for ultimate driving experience

In pursuit of excellence, the Tank 500 is the culmination of GWM's interior expertise and the very latest in advanced technologies. For starters, the large crystal clear 14.6 inch LED colour touchscreen lets you easily and efficiently experience your infotainment system on demand. The Infinity® 12-speaker sound system\* provides superior audio quality for your favourite playlists and podcasts. And the heads up display\* combines all vehicles data, speed, warning signals and navigation directions. The new Tank 500 Plug-In Hybrid also brings V2L technology providing power up to 6kW of external supply that lets you power just about anything from the car.

*Ultra and Vanta variants only\**



# Hi4T Technology





GWM's Hi4-T (Hybrid Intelligent 4WD Technology) sits at the heart of our electrification roadmap. This advanced multi-mode petrol-electric hybrid system integrates a powerful turbocharged engine with a high-capacity lithium-ion battery, delivering outstanding efficiency, performance, and refinement. Designed for both city streets and rugged terrain, Hi4-T provides smooth, responsive take-offs, strong acceleration, and exceptional fuel savings - while ensuring minimal noise and maximum driving confidence.









# Built to the safest standards.



*\*ANCAP currently applicable to Hybrid models only.*



ANCAP Safety test



ANCAP Safety test

This incredibly grand and luxurious SUV is also unbelievably safe. Having achieved the highest possible 5-star safety rating by ANCAP, the Tank 500 Hybrid comes with a comprehensive suite of active and passive safety systems designed to protect you and others on the road. Advanced safety features including Intelligent Adaptive Cruise Control, Rear Collision Warning, Emergency Lane Keep Assist, and Intelligent Parking Assist<sup>7</sup>, all combine to give you peace of mind knowing that GWM is looking out for you and everyone else around you.



# Protection from every angle.







The vehicle's smart active and passive safety technology including a 360-view camera, Auto Emergency Braking, Lane Departure Warning and Blind Spot Detection, will let you know who or what's in front, behind and either side of you every time you take the Tank 500 out for a drive.







# GWM Care

Every GWM comes with GWM Care. It begins from the moment you take delivery of your vehicle and continues long into the future. Wherever the road leads, you can rest assured knowing that your GWM will be kept at its best for many years to come.

**8** Year Unlimited  
KM Battery Pack  
Warranty\*

**7** Year  
Unlimited KM  
Warranty\*

**7** Year  
Roadside  
Assist\*

**7** Year  
Capped Price  
Servicing\*

\*Terms and conditions apply.  
See [gwmanz.com](http://gwmanz.com) for full details.



GWM vehicles are available in a range of stunning contemporary colours.



*Premium Colour (+\$595)*

**Marble White**

**Crystal Black**

*Premium Colour (+\$595)*

*Metallic paint comes standard in Vanta model*

# Colour.



*Premium Colour (+\$595)*



*Blue & cream Nappa leather interior.  
Available for Marble White and Crystal Black  
Ultra models only.*



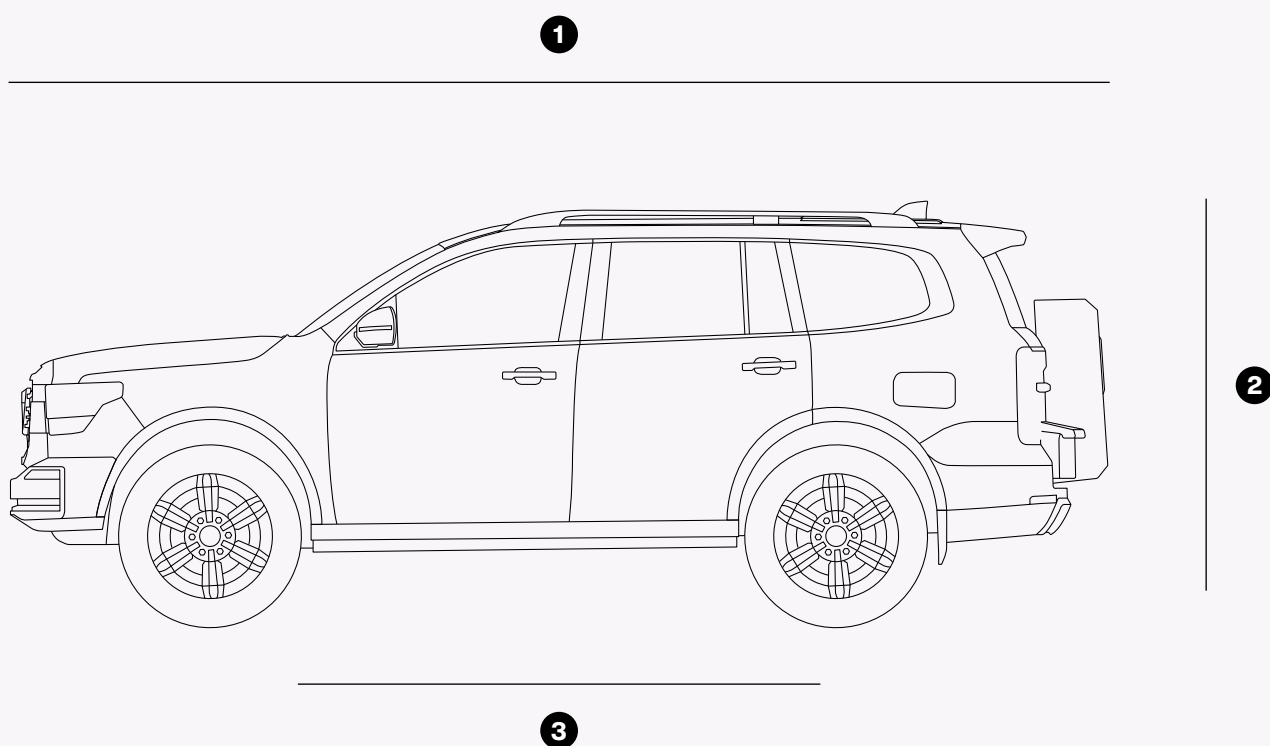
*Premium Colour (+\$595)*

*Blue & cream Nappa leather interior.  
Available for Marble White and Crystal Black  
Ultra models only.*





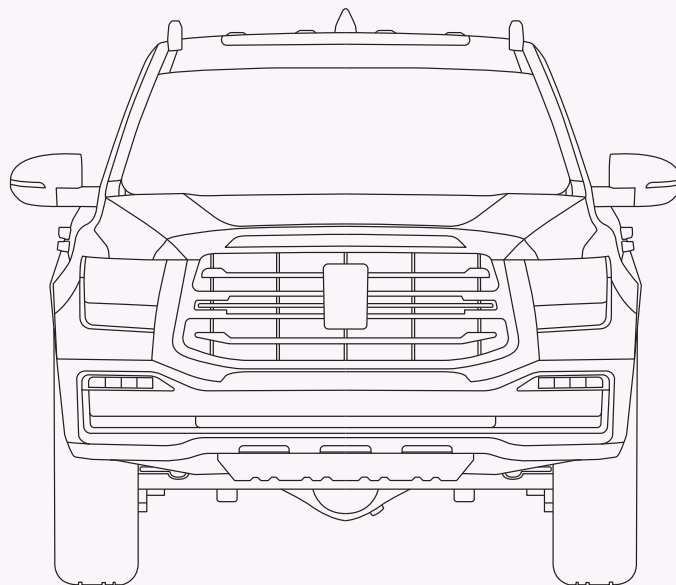
- ❶ Length: 5078mm
- ❷ Height: 1905mm
- ❸ Wheelbase: 2850mm
- ❹ Width: 1934mm



# Dimensions



4



\*Tank 500 dimensions shown



		Lux Hybrid	Ultra Hybrid	Vanta Hybrid	Ultra Plug-In Hybrid
Dimensions	Length/Width/Height (mm)	5078 x 1934 x 1905			5078 x 1934 x 1905
	Wheelbase (mm)	2850			2850
	Front/Rear Wheel track (mm)	1635			1635
	Min ground clearance (mm)	224			213
	Approach/Break over/ Departure angle°	30°/22.5°/24°			30°/22.5°/24°
Engine	2.0T Hybrid	●	●	●	●
	Displacement (cm <sup>3</sup> )	1998			
	Max power (kW@rpm)	Electric motor 78kW Petrol engine 180 @ 5500-6000 Combined 255kW			Electric motor 120kW Petrol engine 180 @ 6000 Combined 300kW
	Max torque (Nm@rpm)	Electric motor 268Nm; Petrol engine 380 @ 1700-4000; Combined 648Nm;			Electric motor 400Nm Petrol engine 380 @ 1700-4000 Combined 750Nm
	0-100km/h (sec)	8.5			6.9
	Bore x stroke (mm)	82 x 94.6			
	Compression ratio	11.0 : 1			
	Fuel consumption combined <sup>2</sup>	8.5L/100km			2.1L/100km
	Co2 (g/km)	199			47
	Wh/km				272
	NEDC EV range (km)				120
	NEDC Combined range (km)				950
	Low charge fuel economy (L/100km) combined <sup>2</sup>				8.4
	Battery Chemistry				Nickel Manganese Colbat
	Battery Capacity (kWh)				37.11
	50kW DC charging				30-80% - 24 mins
	AC charging (hr)				15-100% - 6.5 hrs
	V2L Capability				6kW
	Charge connection type				CCS2
	Scheduled charging				●
	Battery pre-heating				●
	Recommended fuel octane rating	91			
	Emission Standard	Euro 5			
Transmission	9-Speed Hybrid Automatic Transmission (9HAT)	●	●	●	●
	Driveline	TOD 4WD			
	Gear Ratios	1st 5.288 2nd 3.243 3rd 2.252 4th 1.636 5th 1.211 6th 1.000 7th 0.867 8th 0.717 9th 0.598 reverse 4.648			
	Final drive ratio	3.9			4.1

# Specifications



		Lux Hybrid	Ultra Hybrid	Vanta Hybrid	Ultra Plug-In Hybrid
Wheels	Size	265/60R18			Machined 2 tone 265/60R18
	Full Size Spare wheel	●	●	●	●
Brakes	Front and rear	Vented Disc Brake			
	Electronic park brake with Auto hold	●	●	●	●
Suspension	Front Suspension	Double wishbone independent coil sprung suspension			
	Rear Suspension	Multi-link live axle coil sprung suspension			
Weights and Capacities	Braked towing capacity <sup>3</sup>	3000			
	Unbraked towing capacity <sup>3</sup>	750			
	Kerb weight (kg)	2605			2820
	Tare weight (kg)	2556			2775
	Front axle weight (kg)	1300			1340
	Rear axle weight (kg)	1305			1480
	Max front axle load (kg)	1430			1430
	Max rear axle load (kg)	2180			2000
	Gross Vehicle Mass (kg)	3395			3430
	Gross Combined Mass (kg)	6705			6430
	Payload (kg)	790			610
	Seating capacity	7			5
	Water wading depth (mm)	800			800
	Fuel tank capacity (L)	80			70
	Battery Pack Capacity	176kWh			37.1kWh
	Cargo volume behind 1st row (2-seat mode)	1459L			1400L
	Cargo volume behind 2nd row (5-seat mode)	795L			640L
	Cargo volume behind 3rd row (7-seat mode)	98L			
Chassis and Steering	Electric Power Steering (EPS)	●	●	●	●
	Electric steering wheel adjustment (4-Directions)	●	●	●	●
	Dynamic torque steering	●	●	●	●
	Steering mode adjustment (Light/Comfort/Sport)	●	●	●	●
	Turning circle – kerb to kerb (m)	11.2			
	Front Differential Lock (Electric)		●	●	●
	Rear Differential Lock (Electric)	●	●	●	●
	Low Range with Center diff lock	●	●	●	●
	Launch Control	●	●	●	●
	Driving Mode (Eco, Normal, Sports, Snow, Sand/Rock, Mud, Auto, Expert) + 4H/4L	●	●	●	●
	Off-Road Cruise Control(CCO)	●	●	●	●
	Tank Turn Assist	●	●	●	●
	Manual Tailgate	●			
	Manual Tailgate w/ soft close		●	●	●



		Lux Hybrid	Ultra Hybrid	Vanta Hybrid	Ultra Plug-In Hybrid
Exterior	Side steps - fixed	●			
	Retractable side steps - electric		●	●	●
	Automatic windscreen wipers	●	●	●	●
	Rear Windscreen Wiper	●	●	●	●
	Roof rails	●	●	●	●
	Sunroof - Electric	●			
	Panoramic Sunroof - Electric		●	●	●
	Shark fin antenna	●	●	●	●
	Trailer Power Outlet	●	●	●	●
	Under carriage protection	●	●	●	●
	Door handle: Body Colour	●		●	
	Door handle: Chrome accented		●		●
Interior	Sunglasses holder	●	●	●	●
	Faux leather steering wheel	●	●	●	●
	Heated steering wheel		●	●	●
	Paddle Shifter	●	●	●	●
	Wireless Charger	●	●	●	●
	Front row 12V Power Outlet	●	●	●	●
	Second row 12V Power Outlet	●	●	●	●
	Luggage cover	●	●	●	●
	Luggage tie down points	●	●	●	●
	Electronic Clock	●	●	●	●
Air Conditioning	3-zone climate control	●	●	●	●
	Dust Filter	●	●	●	●
	2nd row A/C control	●	●	●	●
	Rear A/C Outlet - Top/Under	●	●	●	●
Seats	Faux leather seats	●			
	Nappa leather accented seats		●	●	●
	Front seats: Heated	●	●	●	●
	Front seats: Ventilated + Massage		●	●	●
	Front Seat Memory + Welcome Function		●	●	●
	8-Way Power Adjustable + 4-way adjustable lumbar support Driver Seat Adjustment	●	●	●	●
	Front Passenger Seat: 4-Way Electric Adjustment	●			
	Front Passenger Seat: 6-Way Electric Adjustment		●	●	●
	Front Seat: Manual 2-way adjustable headrest	●			
	Front Seat: Manual 4-way adjustable headrest		●	●	●
	Front Passenger's Seat: Manual 2-way adjustable headrest	●			

		Lux Hybrid	Ultra Hybrid	Vanta Hybrid	Ultra Plug-In Hybrid
Seats Continued	Front Passenger's Seat: Manual 4-way adjustable headrest		●	●	●
	60:40 folding 2nd row seats	●	●	●	●
	2nd row central armrest with cup holder	●	●	●	●
	2nd row central armrest with 7" touch screen, Cup holder				●
	2nd row seats: ventilated		●	●	●
	2nd row seats: Massage, Ventilated + Heated				●
	2nd row seats: manual adjustable	●	●	●	
	2nd Row Seat: Manual 2-way Adjustable With Easy Entry	●	●	●	
	2nd Row Seat: Manual 2-way Adjustable Headrest	●	●	●	●
	Manual folding 3rd row seats	●			
	Electric folding 3rd row seats		●	●	
	Folding rear seat centre armrest	●	●	●	●
Entertainment	12.3 inch Full Colour Instrument Cluster with Brightness Adjustment	●	●	●	●
	14.6 inch Full Colour Touch Screen Infotainment System	●	●	●	●
	Radio FM / AM	●	●	●	●
	Digital Radio DAB+	●	●	●	●
	Bluetooth®	●	●	●	●
	Head Up Display (HUD)		●	●	●
	Front and rear USB Type A + Type C	●	●	●	●
	USB Port for Dash camera	●	●	●	●
	8 speakers	●			
	12 speakers Infinity™		●	●	●
	Wired Apple CarPlay® 5 + Android Auto™ 4	●	●	●	●
	Wireless Apple CarPlay® 5 + Android Auto™ 4	●	●	●	●
	Speed sensing volume	●	●	●	●
	Active Noise Cancelling (ANC) Electric Adjustment		●	●	●
Security	Keyless Entry (Front)	●	●	●	●
	Push Button Start	●	●	●	●
	2 Smart Keys	●	●	●	●
	Engine Immobiliser	●	●	●	●
	Remote Central Locking	●	●	●	●
	Automatic Locking Return Function	●	●	●	●
	Speed sensing central locking (15KM/H)	●	●	●	●
	Remote Control	●	●	●	●
	Door ajar warning system	●	●	●	●
	Connected car app	●	●	●	●



		Lux Hybrid	Ultra Hybrid	Vanta Hybrid	Ultra Plug-In Hybrid
Glass	Rear privacy glass	●	●	●	●
	Soundproof Glass (Front Windshield)	●			
	Soundproof Glass (Rear Door+Front Windshield)		●	●	●
	Auto window close function	●	●	●	●
	Auto Fold + Heated + Electric Adjustment Power External Mirror With Indicator	●			
	Auto Fold + Heated + Memory Assist + Electric Adjustment Power External Mirror With Indicator and Puddle Lights		●	●	●
	Front Sunvisor with vanity mirror with lights	●	●	●	●
	Auto-dimming rear view mirror	●	●	●	●
	2nd row manual window shades		●	●	●
	Rear Demister	●	●	●	●
Safety	Type Pressure Monitor System (TPMS)	●	●	●	●
	Driver & front passenger SRS airbags	●	●	●	●
	Front side SRS airbags	●	●	●	●
	Curtain SRS airbags	●	●	●	●
	Center SRS airbag	●	●	●	●
	Seatbelt warning (All Seats)	●	●	●	●
	Front Seatbelt Pre-tensioners With Load Limiters	●	●	●	●
	2nd row Seatbelt Pre-tensioners With Load Limiters (outer seats)	●	●	●	●
	ISOFIX anchor points x2	●	●	●	●
	Rear Row Children Monitor	●	●	●	●
	Child-lock rear doors	●	●	●	●
	Electronic Stability Control (ESC)	●	●	●	●
	Brake Assist System (BAS)	●	●	●	●
	Hill Ascent/Descent Control	●	●	●	●
	Vehicle dynamic control system <sup>6</sup>	●	●	●	●
	Adaptive Cruise Control (ACC)	●	●	●	●
	Auto Emergency Brake (AEB)	●	●	●	●
	AEB Intersection Assist	●	●	●	●
	Low Speed AEB	●	●	●	●
	Front Collision Warning (FCW)	●	●	●	●
	Lane Departure Warning (LDW)	●	●	●	●
	Lane Keeping Assist (LKA)	●	●	●	●
	Lane Central Keeping (LCK)	●	●	●	●
	Traffic Sign Recognition (TSR)	●	●	●	●
	Traffic Jam Assist (TJA)	●	●	●	●
	ICA + Intelligent Turning	●	●	●	●
	Emergency Lane Keeping (ELK)	●	●	●	●
	Smart Dodge	●	●	●	●
	Door Open Warning (DOW)	●	●	●	●

		Lux Hybrid	Ultra Hybrid	Vanta Hybrid	Ultra Plug-In Hybrid
Safety Continued	Rear Collision Warning (RCW)	●	●	●	●
	Lane Change Assist (LCA)	●	●	●	●
	Rear Cross Traffic Alert (With Brake)	●	●	●	●
	Front Cross Traffic Alert (With Brake)	●	●	●	●
	Electric Park Brake (EPB)	●	●	●	●
	Automatic Vehicle Hold (AVH)	●	●	●	●
	Emergency Signal System (ESS)	●	●	●	●
	Driver Fatigue Monitor System (DFMS)	●	●	●	●
	Reverse Assist <sup>7</sup>	●	●	●	●
	Intelligent Parking Assist <sup>7</sup>	●	●	●	●
	360°View Monitor <sup>7</sup>	●	●	●	●
	Clear chassis view	●	●	●	●
	Front + Rear Parking Sensor	6	6	6	6
	Speed Warning Adjustment	●	●	●	●
Lighting	LED Headlights	●	●	●	●
	LED Taillights	●	●	●	●
	Auto low beam	●	●	●	●
	Auto high beam	●	●	●	●
	Front fog lamp with steering auto light	●	●	●	●
	Rear Fog lamp	●	●	●	●
	DRL (Daytime Running Light)	●	●	●	●
	High-Mounted Stop lamp	●	●	●	●
	Turning Assist Lamp	●	●	●	●
	Headlight "Follow me home" Function	●	●	●	●
	Automatic Levelling Headlights	●	●	●	●
	Ambient Lighting (64 Colour)		●	●	●
	Reading lamp	●	●	●	●
	Luggage Lighting	●	●	●	●
	Side Roof Lamp	●	●	●	●
	Glovebox Lighting	●	●	●	●
	Interior lamp	●	●	●	●

Disclaimer:

<sup>1</sup>Weights/mass/volumes/dimensions are approximate and subject to individual vehicle variances, and should be confirmed before fitting any accessories, towing or otherwise relying on this value

<sup>2</sup>Results achieved in ADR81/02 fuel consumption testing. Results produced in laboratory test conditions, using sample vehicles without fitment of accessories/customisation, and do not reflect real world driving. Figures should only be used for comparative purposes.

<sup>3</sup>Towing capacity subject to regulatory requirements, tow bar and vehicle design and towing equipment limitations.

<sup>4</sup>Android Auto™ is a trademark of Google LLC. Requires compatible device, USB connection, mobile data, network reception and GPS signal. Mobile usage at user's cost. Functionality subject to change.

<sup>5</sup>CarPlay® is a trademark of Apple Inc in the U.S. and other countries. Requires compatible device, USB connection, mobile data, network reception and GPS signal. Mobile usage at user's cost. Functionality subject to change.

<sup>6</sup>Vehicle dynamic control system includes Anti lock Brake System (ABS), Electronic Brake pressure Distribution (EBD), Traction Control System (TCS), Roll-over Mitigation Intervention (RMI), Electronic Stability Control (ESC)

<sup>7</sup>This is a driver assistance feature, driver must always maintain control of the vehicle, monitor traffic conditions, nearby environment and be ready to take over control.









**For more information visit [gwmanz.com/au](http://gwmanz.com/au)**

GWM Australia reserve the right to alter vehicle specifications and equipment levels without notice. Some equipment featured on vehicles in this brochure may not be available or may be optional. To the extent permitted by law, GWM Australia shall not be liable to any person as a result of reliance on the content of the brochure. Always check with your local GWM Dealer for the latest product specifications.

Information in this brochure is current as at 15/01/2026.

Edition Code: GWMAU 20260115

Copyright © GWMAU. All rights reserved.