

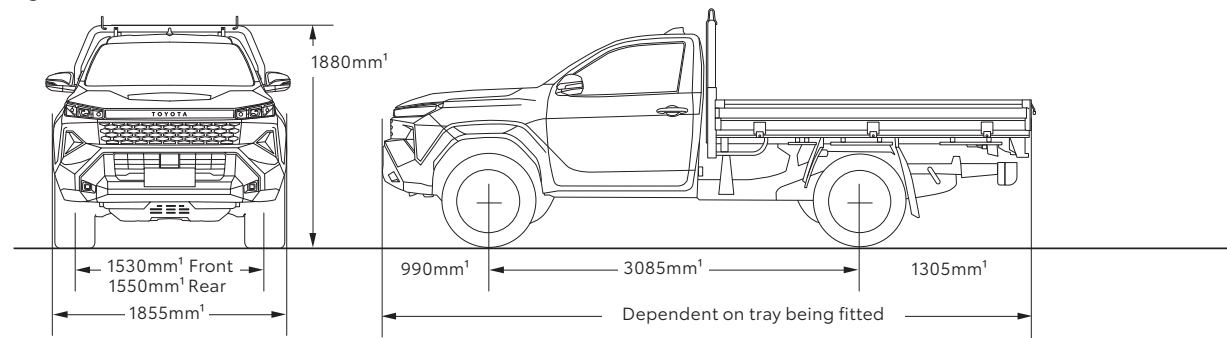
# A HiLux built for every need



**Please Note:** information is accurate as at December 2025.  
Specification and imagery are indicative and should only be used as a guide. Vehicle and accessory specification, features, colour and trim may differ at the time of vehicle delivery.

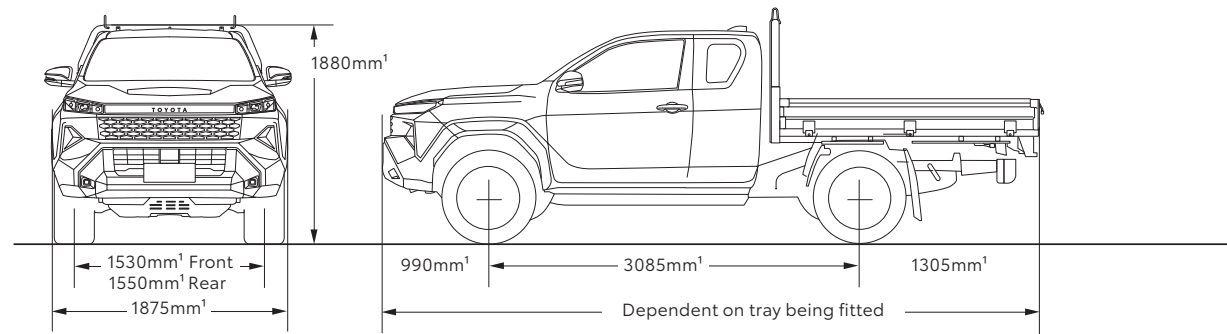
## Single-Cab

Single-Cab Cab-Chassis



## Extra-Cab

Extra-Cab Cab-Chassis



**IMPORTANT NOTICE – PLEASE READ:** Toyota Australia uses its best endeavours to ensure material is accurate at the time of publishing. All information must be confirmed with your Toyota Dealer at the time of ordering, as specifications, applicability and availability may change over time. Colours depicted are a guide only and may vary from actual colours due to the printing/display process. Toyota Australia reserves the right to change and/or discontinue, without notice, models, prices, colours, materials, equipment, specifications. To the extent permitted by law, Toyota Australia will not be liable for any damage or loss incurred from relying on the information and images contained in this material. Distributed nationally (other than in Western Australia) by Toyota Motor Corporation Australia Limited ABN 64 009 686 097. Material distributed in Western Australia by or on behalf of Prestige Motors Pty Ltd (for vehicles) and by Eastpoint Pty Ltd (for parts/accessories). Toyota Australia makes no warranties regarding (and will not be liable for) accuracy of materials distributed in Western Australia. PROOF HQ: T2025-022945. GTO-009483. VERSION: DECEMBER 2025.

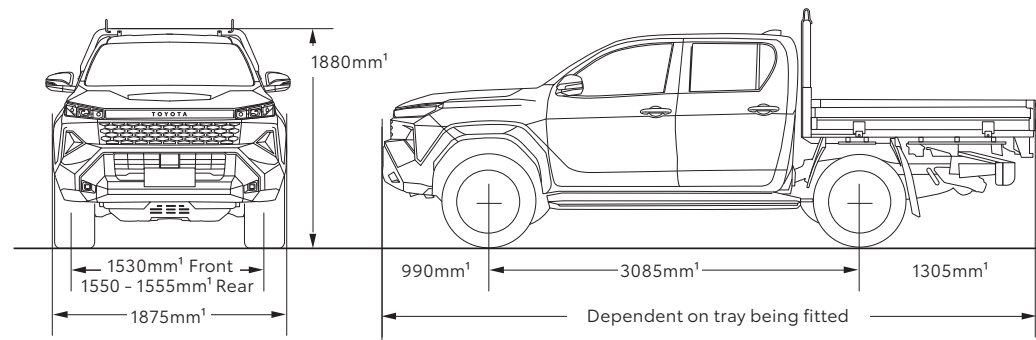
# A HiLux built for every need



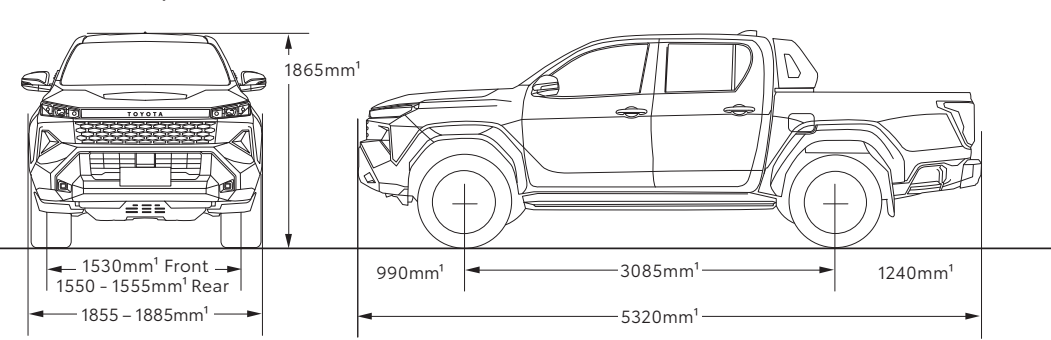
**Please Note:** information is accurate as at December 2025.  
Specification and imagery are indicative and should only be used as a guide. Vehicle and accessory specification, features, colour and trim may differ at the time of vehicle delivery.

## Double-Cab

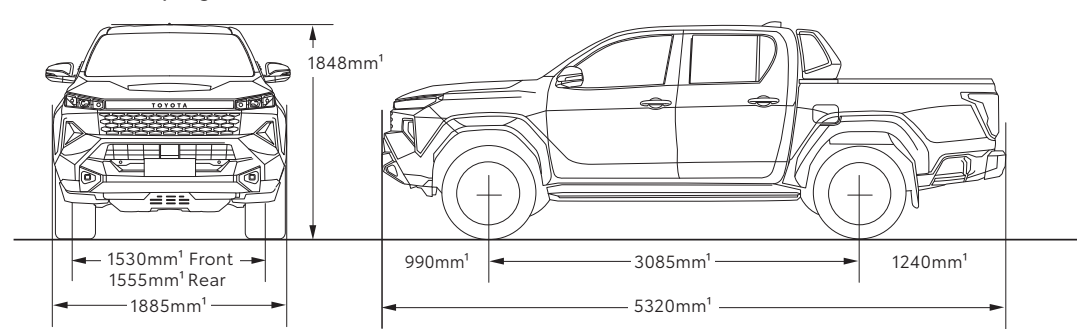
Double-Cab Cab-Chassis



Double-Cab Pick-Up



Double-Cab Pick-Up Rogue



**IMPORTANT NOTICE - PLEASE READ:** Toyota Australia uses its best endeavours to ensure material is accurate at the time of publishing. All information must be confirmed with your Toyota Dealer at the time of ordering, as specifications, applicability and availability may change over time. Colours depicted are a guide only and may vary from actual colours due to the printing/display process. Toyota Australia reserves the right to change and/or discontinue, without notice, models, prices, colours, materials, equipment, specifications. To the extent permitted by law, Toyota Australia will not be liable for any damage or loss incurred from relying on the information and images contained in this material. Distributed nationally (other than in Western Australia) by Toyota Motor Corporation Australia Limited ABN 64 009 686 097. Material distributed in Western Australia by or on behalf of Prestige Motors Pty Ltd (for vehicles) and by Eastpoint Pty Ltd (for parts/accessories). Toyota Australia makes no warranties regarding (and will not be liable for) accuracy of materials distributed in Western Australia. PROOF HQ: T2025-022945. GTO-009483. VERSION: DECEMBER 2025.

# HiLux 4X2



4X2 HILUX GRADE	Engine Type	Transmission	Cab	Style
HiLux WorkMate	Diesel	Automatic	Single-Cab	Cab-Chassis
			Double-Cab	Pick-Up
		Manual	Single-Cab	Cab-Chassis
HiLux SR	Diesel	Automatic	Double-Cab	Pick-Up

HILUX 4X2		2.8L turbo diesel	
ENGINE	Engine code	1GD-FTV	
	Displacement (cm²)	2755	
	Maximum power (kW@rpm)	150 @ 3400 M/T, 150 @ 3000-3400 A/T	
	Maximum torque (Nm@rpm)	420 @ 1400-3400 M/T, 500 @ 1600-2800 A/T	
	Valve train	16-valve DOHC	
	Fuel system	Fuel injection with common rail	
	Fuel capacity (L)	80	
	Bore x stroke (mm)	92.0 x 103.6	
	Compression ratio	15.6	
TRANSMISSION	Type	Manual	Automatic
	Number of ratios	6-speed	6-speed
	Ratios (:1)	1st: 4.784 2nd: 2.423 3rd: 1.443 4th: 1.000 5th: 0.826 6th: 0.643 Rev: 4.066	1st: 3.600 2nd: 2.090 3rd: 1.488 4th: 1.000 5th: 0.687 6th: 0.580 Rev: 3.732
	Differential ratio (rear) (:1)	3.583	3.909

HILUX 4X2			4x2		
GRADE			WorkMate		SR
BODY TYPE			Single-Cab	Double-Cab	Double-Cab
ENGINE			Diesel	Diesel	Diesel
TRAY TYPE			Cab-Chassis	Pick-Up	Pick-Up
MECHANICAL	Fuel consumption <sup>3</sup> (L/100km) – manual / automatic Results were achieved under laboratory conditions and do not reflect the fuel consumption in real world driving	Combined	Manual: 7.3 / Auto: 7.4	Auto Only: 7.4	Auto Only: 7.4
		Extra Urban	Manual: 7.1 / Auto: 6.9	Auto Only: 6.9	Auto Only: 6.9
		Urban	Manual: 7.6 / Auto: 8.2	Auto Only: 8.2	Auto Only: 8.2
	Diesel particulate filter (manual burn off) switch		•	•	•
	2.8L turbo diesel		•	•	•
	6-speed manual transmission		•		
	6-speed automatic transmission		•	•	•
DIMENSIONS (APPROXIMATE)	Length / width / height <sup>1</sup> (mm)		5380 / 1855 / 1880	5320 / 1855 / 1865	5320 / 1855 / 1865
	Wheelbase <sup>1</sup> (mm)		3085	3085	3085
	Track – front / rear <sup>1</sup> (mm)		1530 / 1550	1530 / 1550	1530 / 1550
	Overhang – front / rear <sup>1</sup> (mm)		990 / 1305	990 / 1240	990 / 1240
WEIGHT (APPROXIMATE)	Maximum kerb weight manual <sup>1</sup> (kg)		1690		
	Maximum kerb weight automatic <sup>1</sup> (kg)		1700	2035	2045
	Gross Vehicle Mass <sup>1</sup> (GVM) (kg)		2950	2970	2980
	Gross Combined Mass <sup>1</sup> (GCM) (kg)		5800	5870	5880
TOWING CAPACITY <sup>3</sup>	With trailer brakes (kg) – manual / automatic		2900	2900	2900
	Without trailer brakes (kg)		750	750	750
SEATING	Capacity		2	5	5
WHEELS AND TYRES	Wheels		17" Steel	17" Steel	17" Alloy
	Tyres		265 / 65R17		
STEERING	Steering gear type		Electric Power Steering		
BRAKES	System		Vacuum boosted hydraulic system		
	Front / rear		Ventilated disc brake with fixed caliper 4-cylinder / Leading-trailing drum brake		
SUSPENSION	Front / rear		Independent front suspension coil / Rigid leaf rear		

HILUX 4X2		WorkMate		SR
BODY TYPE		Single-Cab	Double-Cab	Double-Cab
TRAY TYPE		Cab-Chassis	Pick-Up	Pick-Up
EXTERIOR	Body colour front bumper and painted front grille	•	•	•
	Front and rear mud guards	Front only	•	•
	Anti-chipping paint: rocker, door, deck	•	•	•
	Anti-chipping tape: deck side, side member	•	•	•
	Deck guard frame		•	•
	LED headlamps	•	•	•
	Daytime Running Lights	•	•	•
	Headlamp levelling	Manual only	Manual only	Manual only
	Shark fin antenna	•	•	•
	Rear A-Deck with deck step and internal tie down hooks		•	•
	Rear tailgate handle		No lock	Lock
	Tailgate damper with lift assist		•	•
	Green laminated windshield glass	•	•	•
	Intermittent windshield wiper	•	•	•
	Time adjustable windscreen wipers			•
	Side steps			•
	Overfender moulding			•
	Front spoiler	•		•
	Front LED fog lamps			•
INTERIOR	7" colour Multi Information Display	•	•	•
	All-weather floor mats	•	•	•
	Driver and passenger seat back pocket		•	•
	Durable vinyl floor covering	•	•	•
	Parking brake	Lever	Lever	Lever
	Leather accented shift knob			•
	Urethane steering wheel	•	•	
	Leather accented steering wheel			•
	Steering wheel column (tilt, telescopic with lock)	•	•	•
	Front arm rests (front door and console box)	•	•	•
	Rear seat arm rest			•
	Passenger seat shopping hook			•
	Passenger sun visor mirror with lid			•
	Silver interior door handles			•

HILUX 4X2		WorkMate		SR
BODY TYPE		Single-Cab	Double-Cab	Double-Cab
TRAY TYPE		Cab-Chassis	Pick-Up	Pick-Up
SEATING	Basic front seats	•	•	
	Rear seat with one piece tip up		•	
	60:40 split rear seat			•
	High grade fabric front seats			•
FEATURES	Rotary ignition key	•	•	
	Smart entry and start system			•
	Front tow hooks	•	•	•
	Fuel tank protector	•	•	•
	Front and rear power windows	Front only	•	•
	Side defroster	•	•	•
	Air conditioning – manual	•	•	•
	220V accessory socket			•
	Eco, Normal, Sport drive modes			•
	Day-to-night rear view mirror	•	•	•
STORAGE	Glove box – lockable	•	•	•
	Upper glove box	No lid	No lid	With lid
	Front cup holder/s – in dash	•	•	•
	Rear cup holders – in arm rest			•
	Centre console box with lid	•	•	•
MULTIMEDIA	12.3" colour touchscreen display	•	•	•
	Wired and wireless Apple CarPlay® <sup>4,5</sup>	•	•	•
	Wired and wireless Android Auto™ <sup>4,6</sup>	•	•	•
	Connected Navigation <sup>7</sup> including Road Sign Assist (speed limit display), Intersection guidance, Recommended lane guidance, Rear junction view, Hook turn guidance	•	•	•
	Embedded voice command	•	•	•
	DAB+ with text information	•	•	•
	USB-C ports	2x front	2x front	2x front and 2x rear
	Bluetooth® <sup>8</sup> connectivity	•	•	•
	Number of speakers	2	4	8
	Qi wireless <sup>9</sup> phone charger			•

HILUX 4X2		WorkMate		SR
BODY TYPE		Single-Cab	Double-Cab	Double-Cab
TRAY TYPE		Cab-Chassis	Pick-Up	Pick-Up
TOYOTA CONNECTED SERVICES <sup>9</sup>	Toyota Connected Essentials - including SOS Emergency <sup>11</sup> and Automatic Collision Notification. <sup>12</sup> Vehicle Insights (locator, odometer, safety recall info) and Vehicle Status <sup>13</sup> – accessible via myToyota Connect app <sup>10</sup>	Complimentary until service ends		
	Toyota Connect+ <sup>14</sup> – including Stolen Vehicle Tracking, <sup>15</sup> and Remote Connect <sup>14</sup> – accessible via myToyota Connect app <sup>10</sup>	1 year complimentary access – Fees apply thereafter <sup>14</sup>		
	Toyota Multimedia Connect <sup>14</sup> – including Connected Navigation, <sup>14</sup> Multimedia Profiles, <sup>14</sup> Connected Trip (start/finish), <sup>14</sup> Connected Voice Assistance <sup>14</sup> – accessible via myToyota Connect app <sup>10</sup>	1 year complimentary access – Fees apply thereafter <sup>14</sup>		
SAFETY	Toyota Safety Sense <sup>16</sup> – including Automatic High Beam, <sup>16</sup> Dynamic Radar Cruise Control <sup>16</sup> Lane Departure Alert <sup>16</sup> Lane Trace Assist, <sup>16</sup> Pre-Collision Safety System with pedestrian daytime and cyclist detection <sup>16</sup> and Road Sign Assist (speed signs only) <sup>16</sup>	•	•	•
	Blind Spot Monitor <sup>16</sup>	•	•	•
	Rear Cross Traffic Alert <sup>16</sup>	•		•
	Rear seat reminder		•	•
	Parking sensors – front and rear		•	•
	Child seat anchors (Isofix + Tether Anchor)		•	•
	Vehicle stability control (Auto LSD)	•	•	•
	Hazard warning indicator	•	•	•
	Front and rear seatbelt warning	Front only	•	•
	Electronic Brake-force Distribution	•	•	•
	Anti-lock Braking System	•	•	•
	Rear differential lock			•
	Tyre Pressure Monitoring System			•
	Reversing camera	•	•	•
	Panoramic View Monitor			•
	8x SRS airbags	•	•	•
SECURITY	Engine immobiliser	•	•	•
	Alarm	•	•	•
	Siren and intrusion detection			•
	Horn	One piece	One piece	Two piece
	Cabin Detection Alert System		•	•
	Power door locks	•	•	•
	Remote keyless entry	•	•	•

# HiLux 4X4



4X4 HILUX GRADE	Engine Type	Transmission	Cab	Style
HiLux WorkMate	Turbo diesel	Automatic	Single-Cab	Cab-Chassis
			Double-Cab	Cab-Chassis
				Pick-Up
HiLux SR	Turbo diesel	Automatic	Extra-Cab	Cab-Chassis
		Manual	Double-Cab	Cab-Chassis
	Turbo diesel with V-Active (48V)	Automatic	Double-Cab	Cab-Chassis
				Pick-Up
HiLux SR5	Turbo diesel	Manual	Double-Cab	Pick-Up
	Turbo diesel with V-Active (48V)	Automatic	Double-Cab	Cab-Chassis
				Pick-Up
HiLux SR5+	Turbo diesel	Manual	Double-Cab	Pick-Up
	Turbo diesel with V-Active (48V)	Automatic	Double-Cab	Cab-Chassis
				Pick-Up
HiLux Rogue	Turbo diesel with V-Active (48V)	Automatic	Double-Cab	Pick-Up
HiLux Rugged X	Turbo diesel with V-Active (48V)	Automatic	Double-Cab	Pick-Up

HILUX – 4X4		2.8L turbo diesel		2.8L turbo diesel V-Active (48V) technology
ENGINE	Engine code	1GD-FTV		1GD-FTV 48V
	Displacement (cm³)	2755		2755
	Maximum power (kW/rpm)	150 @ 3400 M/T, 150 @ 3000-3400 A/T		150 @ 3000-3400 A/T
	Maximum torque (Nm/rpm)	420 @ 1400-3400 M/T, 500 @ 1600-2800 A/T		500 @ 1600-2800 A/T
	Valve train	16-valve DOHC		16-valve DOHC
	Fuel system	Fuel injection with common rail		Fuel injection with common rail
	Fuel capacity (L)	80		80
	Bore x stroke (mm)	92.0 x 103.6		92.0 x 103.6
	Compression ratio	15.6		15.6
TRANSMISSION	Type	Manual	Automatic	Automatic
	Number of ratios	6-speed	6-speed	6-speed
	Ratios (:1)	1st: 4.784 2nd: 2.423 3rd: 1.443 4th: 1.000 5th: 0.826 6th: 0.643 Rev: 4.066	1st: 3.600 2nd: 2.090 3rd: 1.488 4th: 1.000 5th: 0.688 6th: 0.581 Rev: 3.732	1st: 3.600 2nd: 2.090 3rd: 1.488 4th: 1.000 5th: 0.688 6th: 0.581 Rev: 3.732
	Differential ratio (rear) (:1)	3.583	3.909	3.909





HILUX – 4X4		WorkMate		SR		SR5	SR5+	Rogue	Rugged X
BODY TYPE		Single-Cab	Double-Cab	Extra-Cab	Double-Cab	Double-Cab	Double-Cab	Double-Cab	Double-Cab
EXTERIOR	Body colour front bumper and painted front grille	•	•	•	•	•	•	•	•
	Front (F) and Rear (R) mud guards	Front only	Pick-Up F and R Cab-Chassis F only	Front only	Pick-Up F and R Cab-Chassis F only	Pick-Up F and R Cab-Chassis F only	Pick-Up F and R Cab-Chassis F only	•	•
	Anti-chipping paint: rocker, door, deck	•	•	•	•	•	•	•	•
	Anti-chipping tape: deck side, side member	•	•	•	•	•	•	•	•
	Deck guard frame		Pick-Up only		Pick-Up only				
	LED headlamps	•	•	•	•	High Grade	High Grade	High Grade	High Grade
	Daytime Running Lights	•	•	•	•	•	•	•	•
	Headlamp levelling	Manual	Manual	Manual	Manual	Auto	Auto	Auto	Auto
	Shark fin antenna	•	•	•	•	•	•	•	•
	Rear A-Deck with deck step and internal tie down hooks		Pick-Up only		Pick-Up only	Pick-Up only	Pick-Up only	•	•
	Rear tailgate handle	No lock	No lock Pick-Up only	No lock	Lock Pick-Up only	Manual Lock Pick-Up only	Manual Lock Pick-Up only	Central Locking	Manual Lock Pick-Up only
	Tailgate damper with lift assist		Pick-Up only		Pick-Up only	Pick-Up only	Pick-Up only	•	•
	Green laminated windshield glass	•	•	•	•	•	•	•	•
	Intermittent windshield wiper	•	•	•	•	•	•	•	•
	Time adjustable windscreen wipers			•	•	•	•	•	•
	Side steps			•	•	•	•	•	•
	Overfender moulding			Pick-Up only	Pick-Up only	Pick-Up only	Pick-Up only	•	•
	Front spoiler	•		•	•	•	•	•	•
	Front LED fog lamps			•	•	•	•	•	•
	Privacy glass					•	•	•	•
	LED tail lights					Pick-Up only	Pick-Up only	•	•
	LED rear fog lamps					Pick-Up only	Pick-Up only	•	•
	Sports bar					Pick-Up only	Pick-Up only	•	•
	Towbar					•	•	•	•
	Side mirror with auto retracting and heating					•	•	•	•
	Deck rail with sliding tie down							•	
	Rogue unique design sports bar with Rogue logo							•	
	Tongue and tow ball <sup>17</sup>							•	•
	Trailer wire harness <sup>17</sup>							•	•
	Unique Rugged X decals package								•
	Unique Rugged X sports bar with molle panel								•
	Rugged X tailgate badge								•
	LED light bar <sup>17</sup>								•
	Hoopless bullbar with bash plate <sup>17</sup>								•
	Electric trailer brake controller							•	
	Eureka Gold coloured front and rear recovery points								•

HILUX – 4X4		WorkMate		SR		SR5	SR5+	Rogue	Rugged X
BODY TYPE		Single-Cab	Double-Cab	Extra-Cab	Double-Cab	Double-Cab	Double-Cab	Double-Cab	Double-Cab
INTERIOR	7" colour Multi Information Display	•	•	•	•				
	12.3" colour Multi Information Display					•	•	•	•
	All-weather floor mats	•	•	•	•	•	•		•
	Driver and passenger seat back pocket		•	•	•	•	•	•	•
	Durable vinyl floor covering	•	•	•	•				
	Carpet floor					•	•	•	•
	Parking brake	Lever	Lever	Lever	Lever	Electric	Electric	Electric	Electric
	Rear air vent					•	•	•	•
	Leather accented shift knob			•	•	•	•	•	•
	Urethane steering wheel	•	•						
	Leather accented steering wheel			•	•	•	•	•	•
	Steering wheel column (tilt, telescopic with lock)	•	•	•	•	•	•	•	•
	Front arm rests (front door and console box)	•	•	•	•	•	•	•	•
	Rear seat arm rest			•	•	•	•	•	•
	Passenger seat shopping hook			•	•	•	•	•	•
	Passenger sun visor mirror with lid			•	•	•	•	•	•
	Silver interior door handles			•	•	•	•	•	•
SEATING	Driver seat lumbar support	Manual (no lumbar)	Manual (no lumbar)	Manual (no lumbar)	Manual (no lumbar)	Manual (no lumbar)	Power 8-way with lumbar	Power 8-way with lumbar	Power 8-way with lumbar
	Rear seat with one piece tip up		•						
	60:40 split rear seat				•	•	•	•	•
	Driver and passenger seat heater					•	•	•	•
	Black leather accented seat material						•		
	Mineral leather accented seat material							•	•

HILUX – 4X4		WorkMate		SR		SR5	SR5+	Rogue	Rugged X
BODY TYPE		Single-Cab	Double-Cab	Extra-Cab	Double-Cab	Double-Cab	Double-Cab	Double-Cab	Double-Cab
FEATURES	Rotary ignition key	•	•						
	Smart entry and start system			•	•	•	•	•	•
	Front tow hooks	•	•	•	•	•	•	•	•
	Fuel tank protector	•	•	•	•	•	•	•	•
	Front and rear power windows	Front only	•	Front only	•	•	•	•	•
	Side defroster	•	•	•	•	•	•	•	•
	Air conditioning – manual	•	•	•	•				
	Front dual-zone air conditioning					•	•	•	•
	220V accessory socket			•	•	•	•	•	•
	12V tub socket							•	
	Dust defense kit							•	
	Marine carpet bedliner							•	
	Bedliner								•
	Steering wheel heater					•	•	•	•
	Electric roller cover with inner tray lighting							•	
	Multi-Terrain Select			•	Auto only	Auto only	Auto only	•	•
	Eco, Normal, Sport drive modes			•	•	•	•	•	•
	Day-to-night rear view mirror	•	•	•	•				
	Auto-dimming rear view mirror					•	•	•	•
	V-Active (48V) System Indicator				V-Active (48V) only	V-Active (48V) only	V-Active (48V) only	V-Active (48V) only	V-Active (48V) only
STORAGE	Glove box – lockable	•	•	•	•	•	•	•	•
	Upper glove box	No lid	No lid	With lid	With lid	With lid	With lid	With lid	With lid
	Cooler box					•	•	•	•
	Front cup holder/s – in dash	•	•	•	•	•	•	•	•
	Rear cup holders – in arm rest				•	•	•	•	•
	Centre console box with lid	•	•	•	•	•	•	•	•

HILUX – 4X4		WorkMate		SR		SR5	SR5+	Rogue	Rugged X
BODY TYPE		Single-Cab	Double-Cab	Extra-Cab	Double-Cab	Double-Cab	Double-Cab	Double-Cab	Double-Cab
MULTIMEDIA	12.3" colour touchscreen display	•	•	•	•	•	•	•	•
	Wired and Wireless Apple CarPlay®4,5	•	•	•	•	•	•	•	•
	Wired and Wireless Android Auto™,4,6	•	•	•	•	•	•	•	•
	Connected Navigation, <sup>7</sup> Road Sign Assist (speed limit display), Intersection guidance, Recommended lane guidance, Rear junction view, Hook turn guidance	•	•	•	•	•	•	•	•
	Embedded voice command	•	•	•	•	•	•	•	•
	DAB+ (Digital Audio Broadcasting) with text information	•	•	•	•	•	•	•	•
	USB-C ports	2x front	2x front	2x front	2x front and rear	2x front and rear	2x front and rear	2x front and rear	2x front and rear
	Bluetooth®8 connectivity	•	•	•	•	•	•	•	•
	Number of speakers	2	4	8	8	8	9	9	9
	Qi Wireless <sup>9</sup> phone charger			•	•	•	•	•	•
	JBL®18 Premium Audio System						•	•	•
TOYOTA CONNECTED SERVICES <sup>10</sup>	Toyota Connected Essentials – including SOS Emergency Call <sup>11</sup> and Automatic Collision Notification, <sup>12</sup> Vehicle Status, <sup>13</sup> Vehicle Insights (locator, odometer, safety recall info) <sup>13</sup> – accessible via myToyota Connect app <sup>10</sup>	Complimentary until service ends							
	Toyota Connect+ <sup>14</sup> – including Stolen Vehicle Tracking, <sup>15</sup> Remote Connect, <sup>14</sup> and Remote Climate Control <sup>14</sup> – accessible via myToyota Connect app <sup>10</sup>	1 year complimentary access – Fees apply thereafter <sup>14</sup>							
	Toyota Multimedia Connect <sup>14</sup> – including Connected Navigation, <sup>14</sup> Multimedia Profiles, <sup>14</sup> Connected Trip (start/finish) <sup>14</sup> and Connected Voice Assistance <sup>14</sup> – accessible via myToyota Connect app <sup>10</sup>	1 year complimentary access – Fees apply thereafter <sup>14</sup>							
SAFETY	Toyota Safety Sense <sup>16</sup> – including Automatic High Beam, <sup>16</sup> Dynamic Radar Cruise Control, <sup>16</sup> Lane Departure Alert, <sup>16</sup> Lane Trace Assist, <sup>16</sup> Pre-Collision Safety System with pedestrian daytime and cyclist detection <sup>16</sup> and Road Sign Assist (speed signs only) <sup>16</sup>	•	•	•	•	•	•	•	•
	Toyota Safety Sense <sup>16</sup> – including Emergency Driving Stop System <sup>16</sup>					Auto only	Auto only	•	•
	Blind Spot Monitor <sup>16</sup>	•	•	•	•	•	•	•	•
	Rear Cross Traffic Alert <sup>16</sup>	•	•	•	•	•	•	•	•
	Rear seat reminder		•		•	•	•	•	•
	Parking sensors – front and rear		Pick-Up only		Pick-Up only	Pick-Up only	Pick-Up only	•	•
	Child seat anchors (Isofix + Tether Anchor)		•		•	•	•	•	•
	Reversing camera	•	•	•	•	•	•	•	•
	Vehicle Stability Control (auto LSD)	•	•	•	•	•	•	•	•
	Hazard warning indicator	•	•	•	•	•	•	•	•

HILUX – 4X4		WorkMate		SR		SR5	SR5+	Rogue	Rugged X
BODY TYPE		Single-Cab	Double-Cab	Extra-Cab	Double-Cab	Double-Cab	Double-Cab	Double-Cab	Double-Cab
SAFETY CONTINUED	Front and rear seatbelt warning		•	•	•	•	•	•	•
	Electronic Brake-force Distribution	•	•	•	•	•	•	•	•
	Anti-lock Braking System	•	•	•	•	•	•	•	•
	Downhill Assist Control			•	•	•	•	•	•
	Rear differential lock	•		•	•	•	•	•	•
	Tyre Pressure Monitoring System				•	•	•	•	•
	Panoramic View Monitor			•	•	•	•	•	•
	Multi-Terrain Monitor – Pick-Up only					Auto only	Auto only	•	•
	8x SRS airbags	•	•	•	•	•	•	•	•
SECURITY	Engine immobiliser	•	•	•	•	•	•	•	•
	Alarm	•	•	•	•	•	•	•	•
	Siren and intrusion detection			•	•	•	•	•	•
	Horn	One piece	One piece	Two piece	Two piece	Two piece	Two piece	Two piece	Two piece
	Cabin detection alert system		•		•	•	•	•	•
	Power door locks	•	•	•	•	•	•	•	•
	Remote keyless entry	•	•	•	•	•	•	•	•

1 Weights/mass/volumes/dimensions are approximate and subject to individual vehicle variances, and should be confirmed before fitting any accessories, towing or otherwise relying on this value.

2 Maximum vehicle braked towing capacity is subject to state and federal regulatory requirements. Before towing, customers should consider the vehicle's limitations, including towing capacity specifications, gross vehicle mass (GVM), gross combined mass (GCM), kerb weight specified by the manufacturer, and ensure that individual front and rear axle load limits are not exceeded as also specified by the manufacturer. Vehicle payload calculation is GVM less kerb weight or as otherwise specified in the vehicle owner's manual. Actual payload is affected by any added load to the vehicle, including the number of occupants, luggage, accessories, and tow ball download weight. It is important to consider the actual payload, to ensure the fully loaded vehicle remains within the specified GVM limits. For more details, please refer to the vehicle's Owner's Manual/ **Toyota Basic Towing Guide** or consult your authorised dealer.

3 Results were achieved under laboratory conditions and do not reflect the fuel consumption in real world driving. Refer to page 4 and 9 for ADR81/02 fuel consumption testing results achieved for all HiLux 4x2 and 4x4 variants. Results were produced using new sample vehicles without fitment of accessories/customisation, and may not be replicable.

4 Functionality varies depending on device. See [toyota.com.au/connected/multimedia/toyota-link](https://toyota.com.au/connected/multimedia/toyota-link) for compatibility. Speak to your dealer about device compatibility. Requires compatible device, USB connection [or Bluetooth® connection for vehicles fitted with wireless CarPlay®/Android Auto™, mobile data, network reception and GPS signal. Mobile usage at user's cost. Apps subject to change. For details see [toyota.com.au/connected](https://toyota.com.au/connected).

5 CarPlay® is a trademark of Apple, Inc. registered in the U.S. and other countries.

6 Android Auto™ is a trademark of Google LLC.

7 Uses third party information which may not be accurate or cover all areas.

8 Bluetooth® is a registered trademark of Bluetooth SIG, Inc.

9 Product and company names are trademarks of their respective owners. Only Qi-supported devices compatible. Refer to device manufacturer. May require additional purchase of accessory to support wireless charging.

10 See [toyota.com.au/connected/plans-packages](https://toyota.com.au/connected/plans-packages). Not available outside Australia, if services disabled or terminated or after 2033/Telstra 4G sunset (whichever comes first). Dependent on 3G/4G enabled DCM, GPS signal strength, mobile network coverage and other factors outside Toyota's control which can limit ability or functionality of system. Check your Owner's Manual or [toyota.com.au/connected](https://toyota.com.au/connected) for explanation of limitations. Please drive safely.

11 SOS Emergency Call: Driver assist feature only. Not a substitute for safe driving practices. Not available outside Australia, if service disabled or terminated, or after 2033/Telstra 4G sunset (whichever comes first). Only operates if vehicle's SOS button is pressed and vehicle ignition is on. Dependent on 3G/4G enabled DCM, GPS signal strength, mobile network coverage, call centre capabilities and other factors outside Toyota's control which can limit ability or functionality of system. Check your Owner's Manual or [toyota.com.au/connected](https://toyota.com.au/connected) for explanation of limitations. Please drive safely.

**IMPORTANT NOTICE – PLEASE READ:**

Toyota Australia uses its best endeavours to ensure material is accurate at the time of publishing. All information must be confirmed with your Toyota Dealer at the time of ordering, as specifications, applicability and availability may change over time. Colours depicted are a guide only and may vary from actual colours due to the printing/display process. Toyota Australia reserves the right to change and/or discontinue, without notice, models, prices, colours, materials, equipment, specifications. To the extent permitted by law, Toyota Australia will not be liable for any

12 Automatic Collision Notice: Driver assist feature only. Not a substitute for safe driving practices. Not available outside Australia, if service disabled or terminated, or after 2033/Telstra 4G sunset (whichever comes first). Only activates if vehicle's DCM detects airbag deployment or impact sensor notification. Dependent on 3G/4G enabled DCM, GPS signal strength, mobile network coverage, operational related components and other factors outside Toyota's control which can limit the ability or functionality of system. Check your Owner's Manual or [toyota.com.au/connected](https://toyota.com.au/connected) for explanation of limitations. Please drive safely.

13 Not available on all Connected Vehicle models. Functionality varies for different Connected Vehicle models. Please check [toyota.com.au/connected](https://toyota.com.au/connected) to confirm functionality and availability.

14 Complimentary period ends 1 year from delivery date. Fees apply thereafter. See [toyota.com.au/connected/plans-packages](https://toyota.com.au/connected/plans-packages). Requires activated DCM (until the earlier of 2033 or Telstra 4G sunset), compatible device, app installation/connection, third party info, mobile data, Australian network reception, GPS signal, enabled push notifications and other factors outside Toyota's control which can limit functionality. Mobile usage at user's cost. Features vary depending on vehicle model and subscription choice, and subject to change. For details see [toyota.com.au/connected/connect-app](https://toyota.com.au/connected/connect-app).

15 Stolen Vehicle Tracking: Not available outside Australia, if service disabled or terminated, or after 2033/Telstra 4G sunset (whichever comes first). Dependent on sufficient battery power, 3G/4G enabled DCM, GPS signal strength, mobile network coverage, operational related components and other factors outside Toyota's control which can limit the ability or functionality of system. Owner/driver required to obtain Police report. Vehicle location information, if available, only provided to Police. Vehicle recovery not guaranteed. For details, visit [toyota.com.au/connected/faq-support](https://toyota.com.au/connected/faq-support).

16 Driver assist feature. Only operates under certain conditions. Check your Owner's Manual for explanation of limitations. Please drive safely.

17 Tow ball, tongue, wiring harness and, LED light bar and hoopless bullbar with bash plate sold separately. See your Toyota Dealer to confirm Toyota Genuine Accessories suitable for your vehicle prior to ordering, as specifications, applicability, availability and fitment requirements may change over time. Before towing, customers should consider the vehicle's limitations, including towing capacity specifications, gross vehicle mass (GVM), gross combined mass (GCM), kerb weight specified by the manufacturer, and ensure that individual front and rear axle load limits are not exceeded as also specified by the manufacturer.

18 Product and company names are trademarks of their respective owners.

damage or loss incurred from relying on the information and images contained in this material. Distributed nationally (other than in Western Australia) by Toyota Motor Corporation Australia Limited ABN 64 009 686 097. Material distributed in Western Australia by or on behalf of Prestige Motors Pty Ltd (for vehicles) and by Eastpoint Pty Ltd (for parts/accessories). Toyota Australia makes no warranties regarding (and will not be liable for) accuracy of materials distributed in Western Australia. PROOF HQ: T2025-022945. GTO-009483. VERSION: DECEMBER 2025.