



**MITSUBISHI
MOTORS**

Drive your Ambition



ALL-NEW

ASX



THE ASX-FACTOR HAS ARRIVED

Mitsubishi Motors has been driving Aussie adventures since 1980. Celebrating 45 years in Australia in 2025, we've been around the block a few times, and we're still going strong. Our vehicles have been tested and triumphant on some of the world's toughest terrain including the Dakar Rally. As we continue to move forward, pushing the boundaries of reliability and innovation, you can rest assured your Mitsubishi has been built with adventure in mind.

Cover: Exceed model shown.



ASX



Eclipse Cross
Plug-in Hybrid



Outlander &
Outlander
Plug-In Hybrid



Pajero Sport



Triton

GET THE ASX-FACTOR

The All-New Mitsubishi ASX has arrived. With sleek European styling, cutting-edge tech and a 10 year warranty*, this compact SUV truly has the ASX-Factor.

The front of the All-New ASX showcases Mitsubishi's signature Dynamic Shield design, balancing protection with performance. While the rear lights and 18" alloy wheels* add a bold and sporty look.

Powered by a responsive 1.3L turbocharged engine paired with a 7-speed dual-clutch transmission, the ASX delivers strong acceleration both off the line and while overtaking.



+ Excludes LS models.

*Terms, conditions & exclusions apply to Mitsubishi's 10 Year Warranty. See mitsubishi-motors.com.au for details.



THE COMPACT SUV WITH A BIG WARRANTY

AUSTRALIA'S FIRST

10
YEARS
WARRANTY

10
YEARS
**CAPPED PRICE
SERVICING**

10
YEARS
**ROADSIDE
ASSISTANCE**

WHEN ALL SCHEDULED SERVICES ARE COMPLETED
AT A MITSUBISHI DEALERSHIP

Mitsubishi Motors has a proud history of innovation and industry leadership. Way back in 2004, we introduced Australia's first ever 5 year warranty, the most coverage of any warranty in the country. Then, we did it again – bigger and better. Since 2020, every new Mitsubishi vehicle comes with Australia's first 10 year Warranty¹ with 10 years Capped Price Servicing². And now, we're proud to offer even more: 10 years Roadside Assistance³ for any new Mitsubishi purchased after 1st of December 2025. Mitsubishi 10/10/10 – you can count on it.



1. Up to 10 years from the date of first registration or 200,000km (whichever comes first) New Vehicle Warranty when all scheduled services are completed within the specified service intervals at a Mitsubishi Dealership. Otherwise, 5 years or 100,000km (whichever comes first) New Vehicle Warranty applies. Eligibility conditions and exclusions apply, full terms and conditions can be found here: <https://www.mitsubishi-motors.com.au/owners/diamond-advantage/warranty.html>
2. 10 year or 150,000km (whichever occurs first) Capped Price Servicing, comprised of the first 10 scheduled services (at 15,000km/12 month scheduled intervals). Any non-scheduled service/repair items are at an additional cost. Eligibility conditions and exclusions apply, full terms and conditions can be found here: <https://www.mitsubishi-motors.com.au/owners/service/capped-price-servicing.html>
3. Up to 10 years Roadside Assistance, comprised of an initial 12-month period extended for further periods of 12 months upon completion of each eligible Capped Price Service (up to a maximum of 10 annual Roadside Assistance periods in total). Eligibility conditions and exclusions apply, full terms and conditions can be found here: <https://www.mitsubishi-motors.com.au/owners/diamond-advantage/roadside-assist.html>

A high-angle, low-key photograph of a car's interior. The view is from the passenger side looking towards the driver's seat. The car features a large panoramic sunroof that is open, revealing a bright blue sky with light clouds. The interior is finished with dark leather seats that have white stitching. The dashboard and steering wheel are visible on the left side of the frame. The overall lighting is dramatic, with strong highlights from the sunroof and windows, creating a sense of openness and luxury.

STEP INTO LUXURY

The All-New ASX offers spacious head and legroom and premium seating in fabric or leather, so that you can experience comfort on every drive. While an electric sliding sunroof[#] gives you the option for natural light and a refreshing breeze.

[#] Exceed models only.





The image shows the driver's perspective from inside a Mitsubishi car. The steering wheel is black with a silver Mitsubishi logo in the center and 'SRS AIRBAG' text below it. Behind the steering wheel is a digital instrument cluster displaying a tachometer, speedometer (showing 0 km/h), and a central gauge with a red needle. To the left of the steering wheel is a large 10.25-inch digital driver display. The screen shows a 'DRIVE MODE SPORT' header with a car icon, a 'Configure' button, and several menu options: 'My Driving', 'Driving assistance', 'Vehicle', and 'Settings'. At the bottom of the screen, there's a status bar with temperature (20°C), fan speed, and other icons. In the background, a man in a dark suit and sunglasses stands near a concrete wall. The overall aesthetic is modern and tech-focused.

CUTTING-EDGE TECH IS HERE

When you take command in the driver's seat, everything is within easy reach and all information at a glance. The 10.25" Digital Driver Display* is a customisable interface that lets you tailor the information you see. Whether you're checking your speed, fuel range, or navigation prompts, it's designed to minimise distraction and boost confidence behind the wheel.

* Excludes LS models.



TWO SCREENS ONE SEAMLESS DRIVE

Your All-New ASX keeps everything you need right where you need it. The Digital Driver Display* works hand-in-hand with the central Smartphone-link Display Audio (SDA) infotainment screen for a smooth, dual-screen experience. With Google built-in*, directions from Google Maps™ appear directly in your Driver Display. Turn-by-turn guidance, speed limits and route info are always in your line of sight.

* Excludes LS models.

PERSONAL TOUCH

Fine tune your drive and personalise your in-cabin experience using the 10.4" Smartphone-link Display Audio infotainment system. Choose from four drive modes*: COMFORT, ECO, SPORT and PERSO.

For a personalised experience, PERSO drive mode allows you to tailor key vehicle dynamics and comfort settings to your preferences. Through the multimedia screen, you can configure engine responsiveness, steering effort, air conditioning performance, and instrument cluster lighting. Additionally, PERSO mode enables ambient lighting customisation, letting you adjust the cabin atmosphere to suit your mood.

You can also choose ECO for smooth steering and fuel-saving engine response, SPORT for sharper acceleration and firmer handling, or COMFORT for balanced everyday driving.

In addition to Drive Mode personalisation, the 'My Safety PERSO' feature allows ADAS systems to be tailored to the driver's preferences. My Safety PERSO can be switched on or off in any of the four Drive Modes.

+ Excludes LS models.



HEY GOOGLE...

The All-New ASX is a giant leap forward in connectivity*. It has Google built-in†, which gives you access to Google Maps™ and Google Play™. Plus, voice command Google Assistant™ so you can focus on the road.

† Valid internet connection or data plan required.

* Excludes LS models. Android Auto™, Android™, Google Maps and Google Play are trademarks of Google Inc. iPhone, Siri, CarPlay, iPod, iPod touch and iPad are trademarks of Apple Inc. registered in the United States and other countries.

Google Assistant™

Google Assistant™ lets you adjust the cabin temperature, send messages, play music, or get directions – all hands-free. Just say “Hey Google” and let your ASX respond, making every drive safer and more convenient.



play some music



what appointments do i have tomorrow



send a message to Kristen



Google Maps™†

With Google Maps™ built into the All-New ASX*, you get real-time navigation that's always up to date. Enjoy live traffic updates, rerouting suggestions, and clear turn-by-turn directions. It's all displayed clearly on your infotainment screen. Simply say, "Hey Google" and let your ASX respond, making every drive safer and more convenient.

† Valid internet connection or data plan required.
* Excludes LS models.



Google Play™

Bring your favourite apps into your drive with Google Play™. From music and podcasts to productivity and navigation tools, you can download and use a wide range of apps directly through the ASX's infotainment system. Log in with your Google account to enjoy personalised recommendations and seamless access to the content you love.



CHARGE INTO EVERY JOURNEY

Wireless charging* for smartphones allows you and your passenger to arrive at your destination charged and ready to go.

If you need a secondary source, there are two fast-charging USB-C ports up front, plus another two USB-C ports in the rear*, keeping all your devices powered up and ready for every journey.



* Excludes LS models.



**BUILT FOR ADVENTURES
GREAT AND SMALL**





A WARM WELCOME

The All-New ASX heated front seats[#] have been designed for maximum support.

Stay comfortable in every season with a heated leather steering wheel[†], crafted to keep your hands warm on cooler mornings, while adding a touch of luxury to every drive.

[#] Exceed models only. [†] Excludes LS models.





VERSATILITY MEETS COMFORT

The premium rear interior ensures your passengers are just as relaxed as you. With a 60/40 split fold bench that slides forward/rearward, it's also easy to adapt the space for luggage or longer items without losing a passenger seat.

The All-New ASX features a split-level cargo floor, allowing you to choose the cargo floor height that aligns with the tailgate opening for easier loading. You can also lower the removable divider to create a deeper cargo area, offering a total capacity of 484 litres and a concealed storage space beneath.



ALWAYS WITHIN ARMS REACH

Available with Aspire and Exceed models, the floating console adds a sleek, integrated storage area underneath the gear selector. It's designed for wireless charging, and quick access to small items like keys or cards, and complements the overall clean layout of the cabin.

Across all grades, the All-New ASX offers a practical centre console with open compartments for everyday items. Upper trims feature a sliding arm rest with a lift-up lid, revealing a deeper storage compartment ideal for phones, wallets, or small accessories. This adds a layer of comfort and convenience, especially on longer drives.





HELLO AND GOODBYE

To compliment a suite of safety systems, the Smart Card Key offers convenient Proximity lock/unlock, adding a layer of intuitive, hands-free security for your everyday use. Welcome and goodbye lights also greet you on arrival and see you off when you leave.



DELIGHTFUL AMBIANCE

Set the mood with ambient lighting* that shifts with your style, and select from a range of colours to create a different cabin atmosphere.



+ Excludes LS models.



ASX-TRA SAFETY FEATURES

Safety always comes first in the All-New ASX. With a full suite of safety features including MI-PILOT Driver Assistance and Rear Cross Traffic Alert*, you'll feel protected on every road.

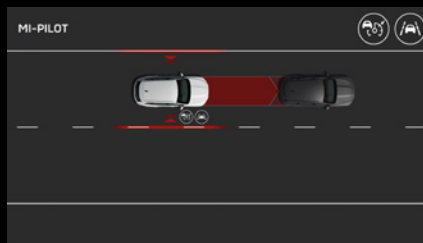
* Excludes LS models.
Fitted with genuine accessories.

SAFETY FROM EVERY ANGLE



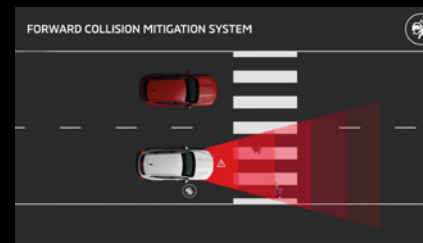
Reverse Camera

Backing up is a breeze with the ASX's Reversing Camera. Activated automatically when you shift into reverse, the camera displays a wide-angle view of the area behind your vehicle on the multimedia screen. Dynamic guidelines help you judge distance and direction, making it easier to park or reverse safely. Whether you're navigating a busy car park or a narrow driveway, the camera gives you the clarity and confidence to reverse with ease.



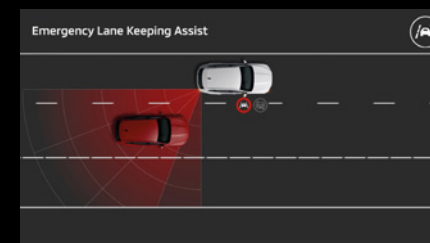
MI-PILOT

The Mitsubishi MI-PILOT system combines Adaptive Cruise Control, which uses radar to maintain distance from the vehicle in front while moving, Traffic Jam Assist which restarts Adaptive Cruise Control automatically after being stationary for up to 30 seconds, and Lane Centering Assist, which reads the lane markings and uses electric power steering to keep the vehicle centred in its lane.



Forward Collision Mitigation System (FCM)

This driver-assist system judges the distance to the vehicle, pedestrian or motorcyclist ahead (stationary or moving). If there's any risk of collision, and the driver brakes but the risk remains, the system will sound a warning and implement additional braking. If there's insufficient or no braking by the driver, the system automatically slows or brings your ASX to a stop.



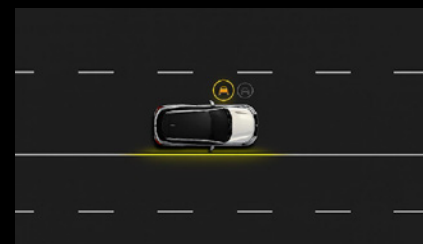
Emergency Lane Assist (ELA)

If about to unintentionally cross into another lane and a vehicle is approaching, either from the opposite direction or rapidly from behind (or even off the edge of a road), the system can intervene with gentle steering to help avoid a collision. It works from 65km/h and is an added layer of protection during lane changes, especially at higher speeds.



Rear Cross Traffic Alert (RCTA)*

RCTA uses radar technology to detect whether there's any traffic or pedestrians approaching from behind during parking. If there is, you first get a visual alert, and then a visual and audible alert. It's particularly useful when reversing with low visibility.



Lane Departure Prevention (LDP)*

This feature goes a step further by gently steering the vehicle back into its lane if needed. It works alongside LDW to help maintain lane position, but the driver must stay alert and keep hands on the wheel. This feature adds an extra layer of safety and confidence, particularly during long or high-speed journeys.

+ Excludes LS models.

* Also referred to as Lane Keeping Assist.

Lane Departure Warning (LDW)

LDW provides a visual and haptic alert if the vehicle begins to drift out of its lane without using a turn signal. A front-facing camera monitors road markings, and if the vehicle veers unintentionally, the system provides a visual and haptic steering wheel vibration warning. It's especially useful on highways and activates at speeds above 65 km/h when lane lines are clearly visible.

Blind Spot Warning (BSW)*

Changing lanes just got safer. The ASX's Blind Spot Warning* system uses rear-mounted sensors to detect vehicles in your blind spots—areas you might not see in your mirrors. If a vehicle is detected, a warning light illuminates on the corresponding side mirror. Activate your turn signal while a vehicle is in your blind spot, and the light flashes to alert you of the potential danger. Operating at speeds above 15 km/h, this smart system helps you make more confident lane changes and stay aware of fast-approaching traffic from behind.

Lane Centering Assist (LCA)*

Using a front-facing camera, this feature gently adjusts steering to help keep your vehicle centered within its lane. If you take control of the wheel, the system steps back but reactivates once you're ready*. You can also temporarily shift your position within the lane—such as to create space for motorbikes/emergency vehicles or to avoid road edges—without deactivating the system.

Traffic Sign Recognition (TSR)

Stay informed and in control with Traffic Sign Recognition. A front-facing camera detects speed limit signs and displays them clearly on the digital driver display. If the signed speed limit is exceeded, the system issues a visual and audible alert. The vehicle can also suggest adjusting the cruise control or speed limiter settings to match the detected limit via single button press on the steering wheel.

Safe Distance Warning (SDW)

This radar based feature helps you maintain a safe following distance from the vehicle ahead by monitoring the time gap between you and the car in front. If the gap becomes too short, visual alerts on the instrument panel notify you to ease off and create space. Active from speeds above 30 km/h, it's a simple yet effective way to support safer, more relaxed driving—especially in traffic or on highways.

Cruise Control with Speed Limiter

Whether navigating city streets or cruising on the highway, the ASX's Speed Limiter and Cruise Control features help the driver stay confidently in control. Set the maximum speed with the Speed Limiter to avoid unintentional speeding—perfect for school zones or urban driving. On longer journeys, activate Cruise Control to maintain a steady pace without keeping a foot on the accelerator. Both systems work seamlessly with traffic sign recognition, and in select models, can adjust to changing speed limits with the press of a button. It's intelligent driving made easy.

Safe Exit Assist (SEA)*

When ASX is stationary, Safe Exit Assist helps prevent dooring accidents by detecting approaching vehicles, cyclists, or pedestrians from behind. If a potential hazard is detected, a visual alert appears on the side mirror, and visual and audible warnings activate to let occupants know it's not safe to open the door. It's an intelligent layer of protection designed to keep passengers and other road users safer when exiting the vehicle.

Driver Attention Alert (DAA)

This feature monitors driver inputs including steering patterns and use of indicators or pedals—to detect signs of fatigue. If it senses potential inattention, it displays a "Have a break" audible and visual warning to prompt the driver to rest. The system resets each time the engine starts and can issue multiple alerts during a journey, helping the driver to stay alert and safe on longer drives.

Parking Sensors (Front*, Rear, Side*)

The ASX's Parking Sensors make tight spots and tricky manoeuvres easier and safer. Ultrasonic sensors located in the front, rear, and sides of the vehicle detect nearby obstacles and alert you with audible beeps and visual cues. As you approach an object, the beeps intensify, helping you judge distance with confidence. Whether you're reversing into a tight spot or navigating a narrow driveway, the system helps reduce the risk of bumps and scrapes.



Fitted with genuine accessories

ASX MODEL FEATURES



LS

FEATURES:

- 17" alloy wheels
- Black door mirrors
- Electric parking brake with auto hold
- Smart card with proximity lock / unlock
- Paddle shift
- Split level cargo floor
- Climate control air conditioning
- Rain sensing wipers
- Dusk sensing headlamps
- Tyre pressure monitoring system
- Centre console with sliding armrest
- 10.4" Smartphone-link Display Audio
- Combination meter cluster with 7" display
- Economic driving (eco mode)
- Soft touch steering wheel
- Cruise control with speed limiter
- Electrically adjustable, heated door mirrors
- Cloth seats (textile black and grey)
- Emergency Lane Assist
- Instrument panel decoration - silver paint
- Height adjustable driver seat
- Vanity mirror (driver and passenger)
- Manual dimming rear view mirror
- Driver Attention Alert
- Traffic Sign Recognition
- Safe Distance Warning
- Lane Departure Warning
- Lane Departure Prevention
- Emergency Lane Assist
- Forward Collision Mitigation
- Rear view camera
- Rear parking sensors



ASPIRE

INCLUDES ALL LS FEATURES PLUS:

- 18" alloy wheels
- Privacy glass
- Google built-in (with Google Maps™, Google Play™ and Google Assistant™)
- 10.4" Smartphone-link Display Audio with embedded navigation
- Full TFT combination, reconfigurable meter cluster with 10.25" display
- Drive modes (Eco, Comfort, Sport & Perso)
- Ambient lighting
- Floating front console with e-shifter
- Wireless charging
- Heated steering wheel
- Cloth seats (grey)
- Height adjustable driver and passenger seat
- Instrument panel decoration - gloss black
- Illuminated vanity mirror (driver and passenger)
- Auto dimming rear view mirror
- Electric folding door mirrors
- Auto dimming rear view mirror
- Safe Exit Assist
- Adaptive Cruise Control
- Traffic Jam Assist
- Lane Centering Assist
- Mi-Pilot (semi-autonomous driving)
- Blind Spot Warning
- Rear Cross Traffic Alert
- Front, rear and side parking sensors



EXCEED

INCLUDES ALL LS & ASPIRE FEATURES PLUS:

- Two tone paint
- Electric sliding sunroof
- Frameless auto dimming rear view mirror
- Leather seats
- Heated front seats
- Power driver seat
- Black headliner
- Instrument panel decoration - velvet granite paint



MAKE YOUR MARK WITH ASX-ESSORIES

Add practicality, protection, and style with Mitsubishi Genuine Accessories.



Front Weathershields



Mirror Covers



Side Steps



Roof Rack Cross Bars



Tailgate Garnish – Black or Silver



Tail Lamp Garnish – Black or Silver



Mud Guards – Front or Rear



Set of Four 17" Alloy Wheels



Set of Four 18" Alloy Wheels



Alloy Wheel Centre Cap



Alloy Wheel Lock Nut Set




Spare Wheel Kit (16" Space Saver)^



Outer Scuff Plates



Sun Shades




Ashtray and Lighter



Sports Pedals



Head Rest Mount



Coat Hanger



Hook



Folding Table



Wireless Phone Charger



Premium Focal 4.1 Speakers




Premium Focal 6.1 Speakers



Carpet Mats



Rubber Mats



Front and Rear Seat Cover Set



Front and Rear Seat Cover Set



Cargo Protector



Pet Separation Rack



Travel Boot Organiser

[^]Image shown is generic and not representative of Australian market spare wheel kit.

MMAL warrants that Genuine Accessories will be free from defects in material under conditions of normal use and service within Australia. *When Genuine Accessories are fitted by a Mitsubishi Dealer prior to the owner/operator taking delivery of the vehicle, Genuine Accessories are covered by the Standard New Car Warranty of 5 years or 100,000 km Warranty. Or, if the vehicle is eligible for the Extended New Car Warranty, Genuine Accessories will be covered up to a maximum of 10 years or 200,000km (whichever occurs first), except where items are expressly excluded or for which a separate warranty applies. When Genuine Accessories are fitted by a Mitsubishi Dealer after the owner/operator has taken delivery on the new vehicle, Genuine Accessories are warranted for whichever is the greater of the following, 12 months or 20,000km (whichever occurs first); or the balance of the Standard New Car Warranty of 5 years or 100,000km Warranty; or, if the vehicle is eligible for the Extended New Car Warranty, Genuine Accessories will be covered up to a maximum of 10 years or 200,000km (whichever occurs first), except where items are expressly excluded or for which a separate warranty applies. If not fitted by a Mitsubishi Dealer, Genuine Accessories are covered for 12 months or 20,000km (whichever occurs first). For warranty conditions regarding Genuine Accessories, please refer to Mitsubishi Motors website www.mitsubishi-motors.com.au/owners/accessories or speak with your Mitsubishi Dealership.

STANDARD AND OPTIONAL EQUIPMENT

STANDARD AND OPTIONAL EQUIPMENT		2WD		2WD		
		LS 1.3 PETROL T/C		ASPIRE 1.3 PETROL T/C		
				2WD		
				EXCEED 1.3 PETROL T/C		
MECHANICAL	Engine					
	Type	1.3L H5HA4 7A Petrol				
	Size (L)	1.3				
	Compression ratio	10.5:1.1				
	Displacement (cc)	1332				
	Bore x Stroke (mm)	72.2 x 81.3				
	Maximum Power (kW@rpm)	113 @ 6,000				
	Maximum Torque (NM@rpm)	270 @ 1,800				
	Fuel Type	Unleaded (minimum 91 RON recommended)				
	Fuel consumption (ADR 81/02 per 100km)*	6.4				
	CO2 – g/km	142				
	Fuel tank capacity (L)	48				
	Transmission					
	Type	7DCT				
	Number of speeds	7				
	Manual shift mode	■				
	Paddle shift	■				
	Gear ratio 1st	4.462				
	2nd	2.647				
	3rd	1.438				
	4th	0.976				
	5th	0.755				
	6th	0.683				
	7th	0.547				
	Chassis					
Front brakes	Vented Disc					
Rear brakes	Disc					
Front suspension	MacPherson strut					
Rear suspension	Torsion beam					
Wheels and Tyres						
Wheel type	Alloy					
Wheel size (inches)	17"	18"				
Tyre size	215/60 R17 96H	215/55 R18 95H				
Spare wheel type	No spare tyre (tyre inflation kit)					
SAFETY, SECURITY AND DRIVER ASSISTANCE	Advanced Driver Assist Systems					
	Lane Centering Assist (LCA)	-	■		■	
	Lane Departure Warning (LDW)	■	■		■	
	Lane Departure Prevention (LDP)	■	■		■	
	Emergency Lane Assist (ELA)	■	■		■	
	Blind Spot Warning (BSW)	-	■		■	
	Rear Cross Traffic Alert (RCTA)	-	■		■	
	Forward Collision Mitigation system (FCM) with Pedestrian detection	■	■		■	
	Driver Attention Alert (DAA)	■	■		■	
	Emergency Brake Assist system (EBA)	■	■		■	
	Active Stability Control (ASC)	■	■		■	
	Active Traction Control (ATC)	■	■		■	
	Anti-lock Braking System (ABS)	■	■		■	
	Electronic Brakeforce Distribution (EBD)	■	■		■	
	Safe Exit Assist (SEA)	-	■		■	
	Safe Distance Warning (SDW)	■	■		■	

KEY ■ Standard □ Optional – Not available

* Australian Standard ADR 81/02. Figures to be used for comparison across vehicles. Driving conditions will affect actual results.

STANDARD AND OPTIONAL EQUIPMENT

	2WD	2WD	2WD
	LS 1.3 PETROL T/C	ASPIRE 1.3 PETROL T/C	EXCEED 1.3 PETROL T/C
Airbags			
Driver & front passenger SRS airbags	■	■	■
Driver & front passenger side SRS airbags	■	■	■
Curtain SRS airbags	■	■	■
Seat Belts			
Front seat belt pretensioners	■	■	■
2nd Row seats w/ seatbelt reminder sensor	■	■	■
Auto Locking Retractor (ALR) seatbelts on outboard 2nd row seats	■	■	■
Child Safety			
ISO-Fix child seat anchorage		3	
Child restraint top tether		3	
Child proof rear door locks	■	■	■
Power window lock driver control – passenger windows	■	■	■
Driver Assistance			
Reconfigurable Driver Display	■	■	■
Full Colour Digital Driver Display	■	■	■
Colour Multi-information Display	■	■	■
Traffic Sign Recognition (TSR)	■	■	■
Digital Speedometer	■	■	■
Adaptive Cruise Control (ACC)	-	■	■
Cruise control	■	■	■
Traffic Jam Assist (TJA)	-	■	■
Adjustable Speed limiter	■	■	■
Electric Park Brake	■	■	■
Brake Auto Hold	■	■	■
Brake Override System (BOS)	■	■	■
Emergency Stop Signal function (ESS)	■	■	■
ECO Drive Mode	■	■	■
Comfort Drive Mode	-	■	■
Sport Drive Mode	-	■	■
Perso Drive Mode	-	■	■
Hill Start Assist (HSA)	■	■	■
Electrochromatic rear view mirror	-	■	■
Automatic dusk sensing headlights	■	■	■
Automatic High Beam (AHB)	■	■	■
Automatic rain sensing wipers	■	■	■
Rear wiper and washer	■	■	■
Intermittent rear wiper and washer	■	■	■
Parking Assistance			
Rear view camera	■	■	■
Front parking sensors	-	■	■
Rear parking sensors	■	■	■
Security			
Auto door lock	■	■	■
Theft protection alarm	■	■	■

KEY ■ Standard □ Optional – Not available

* Australian Standard ADR 81/02. Figures to be used for comparison across vehicles. Driving conditions will affect actual results.

STANDARD AND OPTIONAL EQUIPMENT

STANDARD AND OPTIONAL EQUIPMENT					2WD	2WD	2WD
					LS 1.3 PETROL T/C	ASPIRE 1.3 PETROL T/C	EXCEED 1.3 PETROL T/C
AUDIO AND MULTIMEDIA	Audio & Multimedia						
	Smartphone link Display Audio (SDA) with touch screen	■	■	■			
	Screen size (inches)	10.4					
	Wireless Apple CarPlay	■	■	■			
	Wireless Android Auto	■	■	■			
	Google built-in	-	■	■			
	Google Maps	-	■	■			
	Google Play	-	■	■			
	Google Assistant	-	■	■			
	Satellite navigation	-	■	■			
	Speakers	6					
	Bluetooth connectivity with voice control & audio streaming	■	■	■			
	Digital Audio Broadcast (DAB) radio	■	■	■			
	AM/FM radio	■	■	■			
USB input	2	4					
COMFORT AND CONVENIENCE	Comfort & Convenience						
	Smart key	■	■	■			
	One touch start system	■	■	■			
	Keyless entry with central door locking	■	■	■			
	Proximity lock / unlock	■	■	■			
	Multifunction steering wheel controls	■	■	■			
	Tilt & telescopic steering column	■	■	■			
	Auto up/down driver control – driver side window	■	■	■			
	Side and rear window demisters	■	■	■			
	Electric sunroof with slide and tilt	-	-	■			
	Cargo cover	Retractable					
	Smartphone wireless charger	-	■	■			
	Accessory socket (12V)	2					
	Second row seat USB power supply	-	■	■			
	Air Conditioning						
	Climate control (No of zones)	1	1	1			
Dust and pollen filter	■	■	■				
EXTERIOR	Exterior						
	Door handles	Body colour					
	Privacy glass	-	■	■			
	Roof finish	Body colour		Black			
	Rear spoiler	Body colour		Black			
	Wheel arch moulding	Material black					
	Lights						
	Headlights low beam	LED					
	Headlights high beam	LED					
	Headlight levelling function	Manual					
	Daytime Running Lights (DRL)	LED					
	Fog lights (rear)	■	■	■			
	Brake lights	LED					
	Door Mirrors						
	Electric adjustment	■	■	■			
	Electric fold control	-	■	■			
	Heating function	■	■	■			
	Integrated turn indicator	■	■	■			
	Finish	Black					

KEY ■ Standard □ Optional - Not available

* Australian Standard ADR 81/02. Figures to be used for comparison across vehicles. Driving conditions will affect actual results.

STANDARD AND OPTIONAL EQUIPMENT

		2WD	2WD	2WD
		LS 1.3 PETROL T/C	ASPIRE 1.3 PETROL T/C	EXCEED 1.3 PETROL T/C
INTERIOR	Styling			
	Leather bound steering wheel	-	■	■
	Heated steering wheel	-	■	■
	Ambient lighting	-	■	■
	Accent stitching	-	-	■
	Carpet floor covering	■	■	■
	Seating			
	Leather appointed seats	-	-	■
	Fabric seat trim	■	■	-
	Heated front seats	-	-	■
	Driver's seat power adjustment	-	-	■
	Driver's seat manual adjustment	■	■	-
	Driver's seat lumbar adjustment	-	-	■
	Front passenger's seat manual adjustment	-	■	■
	2nd row split folding function		60:40	
	2nd row slide adjustment	■	■	■
	Storage			
	Centre console storage box with lid	■	■	■
	Floating console	-	■	■
	Cup holders		2	
	Bottle holders		4	
DIMENSIONS AND WEIGHTS	Door pockets – front and rear	■	■	■
	Seat back pocket – driver and passenger	-	■	■
	Height adjustable rear cargo floor	■	■	■
	Exterior Dimensions			
	Overall length (mm)		4238	
	Overall width (mm)		1797	
	Overall height (mm)		1575	
	Wheelbase (mm)		2639	
	Turning circle, kerb to kerb (m)		11.1	
	Approach angle (degrees)		17.9	
	Departure angle (degrees)		31.4	
	Ground clearance (mm) – minimum, unladen		173	
	Interior Dimensions			
	Front head room (mm)		889	939
	Front shoulder room (mm)		1371	
	2nd row head room (mm)		849	906
	2nd row shoulder room (mm)		1340	
	Weights and Capacities			
	Kerb mass (kg)	1276		1294
	Gross vehicle mass (GVM) – [kg]	1785		1825
	Gross combination mass (GCM) – [kg]	2985		3025
	Maximum payload (kg)	509		531
	Maximum front axle load (kg)		990	
	Maximum rear axle load (kg)		1000	
	Towing capacity – braked (kg)		1200	
	Towing capacity – unbraked (kg)		675	
	Maximum roof load (kg)		80	
	Cargo			
	Capacity (L) – VDA (to top of 2nd row seat back)		484	
	Capacity (L) – VDA (max. capacity to roof – 2nd & 3rd row seats folded)		1596	
	Cargo room length (mm) – all seats up		665	
	Cargo room length (mm) – with 2nd row seats folded		1571	
	Cargo room width (mm)		936	
	Cargo room height (mm)		623	
	Width between wheel arches (mm)		976	

KEY ■ Standard □ Optional – Not available

* Australian Standard ADR 81/02. Figures to be used for comparison across vehicles. Driving conditions will affect actual results.

COLOUR



Crystal White[^] (M)



Steel Grey[^] (M)



Onyx Black[^] (M)



Sunrise Red[^] (M)



Royal Blue[^] (M)



Crystal White (X) /
Onyx Black[#] (X)



Steel Grey (X) /
Onyx Black[#] (X)



Sunrise Red (X) /
Onyx Black[#] (X)



Royal Blue (X) /
Onyx Black[#] (X)

(M) Metallic
(X) Prestige
[^]Not available on Exceed
[#]Not available on LS, Aspire

DIMENSIONS



UPHOLSTERY



LS – Cloth seats (textile black and grey)



Aspire – Cloth seats (grey)



Exceed – Leather seats

AUSTRALIA'S FIRST

10
YEARS
WARRANTY

10
YEARS
CAPPED PRICE
SERVICING

10
YEARS
ROADSIDE
ASSISTANCE

MITSUBISHI DIAMOND ADVANTAGE

WHEN ALL SCHEDULED SERVICES ARE COMPLETED
AT A MITSUBISHI DEALERSHIP

Introducing Australia's first 10 year Warranty¹ with 10 years Capped Price Servicing², plus 10 years Roadside Assistance³ – complimentary with your new vehicle purchase. Mitsubishi Diamond Advantage. You can count on it. Ask your Dealer or visit [Mitsubishi-motors.com.au](https://www.mitsubishi-motors.com.au) to find out more.

1. Up to 10 years from the date of first registration or 200,000km (whichever comes first) New Vehicle Warranty when all scheduled services are completed within the specified service intervals at a Mitsubishi Dealership. Otherwise, 5 years or 100,000km (whichever comes first) New Vehicle Warranty applies. Eligibility conditions and exclusions apply, full terms and conditions can be found here: <https://www.mitsubishi-motors.com.au/owners/diamond-advantage/warranty.html> 2. 10 year or 150,000km (whichever occurs first) Capped Price Servicing, comprised of the first 10 scheduled services (at 15,000km/12 month scheduled intervals). Any non-scheduled service/repair items are at an additional cost. Eligibility conditions and exclusions apply, full terms and conditions can be found here: <https://www.mitsubishi-motors.com.au/owners/service/capped-price-servicing.html> 3. Up to 10 years Roadside Assistance, comprised of an initial 12-month period extended for further periods of 12 months upon completion of each eligible Capped Price Service (up to a maximum of 10 annual Roadside Assistance periods in total). Eligibility conditions and exclusions apply, full terms and conditions can be found here: <https://www.mitsubishi-motors.com.au/owners/diamond-advantage/roadside-assist.html> MMA3444



BOOK A TEST DRIVE



BUILD AND PRICE