



IM Presented by MG MOTOR



IM6

What is IM?

IM is a premium brand under the SAIC Group umbrella and has secured investment from tech giants like Alibaba as well as venture capital firms. These ventures are set to revolutionize the automotive landscape, guiding consumers towards a new era of EV excellence.

Under the MG banner, the IM marque stands as a testament to meticulously crafted, technologically advanced vehicles, designed to offer a deeply engaging driving dynamic and an experience superior to any other car.

The IM6 SUV was conceived with a passion to provide a luxurious EV driving experience. Its intuitive features and integrated technologies, alongside premium components, sets a new standard of luxury within the EV market.



Design

Reflecting your unique personality, the IM6's design is a confident and luxurious statement. Whether you choose a rear-wheel (RWD) or all-wheel (AWD), all IM6's deliver robust performance, powered by a 75kWh battery that increases to 100kWh for Platinum and Performance trims. Its advanced Digital Chassis intelligently manages vehicle dynamics and driver aids, whilst the responsive Intelligent four-wheel steering delivers exceptional agility and control. Coupled with adaptive Active Air Suspension* & Continuously Control Damping System*, the IM6 provides a consistently luxurious and refined ride, ensuring a confident and safe driving experience.



*T&C's -Available on Performance models only.

Interior

IM6's interior has been designed to be the pinnacle of comfort and convenience within the EV automotive landscape. Measuring in at 4904mm long, 1988mm wide and standing 1669mm tall, IM6's size enables it to have more space and more comfort for all of its passengers. Soft to the touch leather upholstery is prevalent throughout the interior, with heated and cooling seating standardised across all three trims.

A panoramic glass roof adores passengers, allowing them to either bathe in sunlight or enjoy the stars, also available for all trims. Front and Rear independent air vents are also present, ensuring every passenger is climate controlled. Coinciding with the premium interior components, IM6 seamlessly integrates smart technology throughout its cabin. At its heart, the formidable Qualcomm Snapdragon® 8295 chip is the driving

force behind all key vehicle functionalities. Essential driving controls are intuitively accessed via a crisp HD 10.5" central touchscreen, while the immersive 26.3" infotainment display brings Wireless Apple CarPlay® and Android Auto™ to life, ensuring you remain effortlessly connected and in command. For added convenience, a dedicated wireless and ventilated charging mat allows your mobile device to recharge on the go.





20:00 20:00 Thursday 28 Nov

IM WHAT I AM IM Music

Navi Apple CarPlay Spotify YouTube TikTok TIKTOK

360° Weather DVR

P R N D P

Accumulated Journey 266 05:10 14.0

600 km NEDC 20:00 28°

IM WHAT I AM IM Music

360° view

Park Curbside Reverse Pull Out

360° view


24°

IM Alive with the sound of MUSIC

Step into a world where sound is perfected. This premium Audio System of IM6 is powered by up to 20 speakers, including the 4 sky speakers, and we are one of the very few that can offer the 7.1.4 professional audio. This is seamlessly integrated into the IM6 to deliver an exceptional acoustic performance tailored to your preferences.

Leveraging advanced technology, this setup ensures optimal sound distribution and crystal-clear audio fidelity throughout the cabin. It's more than just a sound system; it's a personalized sonic sanctuary.

Furthermore, IM6 occupants can also easily command vehicle features with their voice – from switching tracks to modifying volume – for a truly accessible experience.






Driving Dynamics

Experience intelligent and adaptable driving on Australian roads with the IM6. Its Advanced Air Suspension System combined with the Continuously Control Damping (CCD) System* redefines comfort and stability, automatically adjusting spring stiffness and vehicle height on the go. This dynamic adjustment effortlessly filters out

high-frequency vibrations and noise, height on the go. This dynamic adjustment effortlessly filters out high-frequency vibrations and noise, creating a serene passenger environment. Beyond comfort, the system intelligently lowers the vehicle for enhanced aerodynamics at speed, extending your range.

For even more convenience, IM6 can lower itself for seamless passenger entry/exit or trunk access, raising itself for increased ground clearance and protection for the undercarriage on rougher paths*.

*T&C's apply - only available on Performance variants




5.09m

Master Every Maneuver

Navigate with unparalleled ease and superior command in the IM6, thanks to its advanced rear-wheel steering system offering up to 12° of total rear steering. This groundbreaking system dramatically shrinks your turning circle, offering exceptional agility in any situation.

With an impressive 5.09-meter turning radius that rivals compact hatchbacks, the IM6 allows for effortless maneuvering through urban streets and tight parking spots. Combined with maintained stability during high-speed lane changes, it ensures you retain complete control at all times.



Intelligent Digital Chassis

The IM6 is built upon a 'digital chassis', an innovative architecture that integrates intelligent technology throughout the drivetrain of the vehicle. This sophisticated integration allows for the meticulous monitoring and evaluation of every critical, trackable element.

Serving as the IM6's digital cerebellum, an advanced NVIDIA Orin N[®] Chip manages and maintains a comprehensive suite of driver assistance functionalities.

This intelligent technology integrates real-time machine learning to continuously enhance IM6's safety and practicality.

One Touch is all it takes

True convenience at your fingertip. One Touch is all it takes for the IM6 to expertly execute parking, reversing, and tight-spot departures, simplifying your drive.



ONE TOUCH PARK

Say goodbye to parking woes with the IM6's One-Touch Park. This smart driver aid utilizes comprehensive camera systems to scan and with a single touch, accurately and safely parks itself, simplifying even the trickiest manoeuvres.

ONE TOUCH PULL OUT

Navigating out of a tight parallel parking space just got easier with the IM6's One-Touch Pull Out. When exiting becomes difficult due to nearby cars, this smart system automatically calculates and executes the optimal exit angle with a single touch, ensuring a hassle-free departure.



One Touch is all it takes

True convenience at your fingertip. One Touch is all it takes for the IM6 to expertly execute parking, reversing, and tight-spot departures, simplifying your drive.

ONE TOUCH REVERSE

Ended up in a street that you didn't mean to? IM6's intelligent One Touch Reverse can help. IM6's smart tech allows it to remember its path and with one touch, simply reverse back to where it came. All while utilising all of the many safety features and cameras to ensure the vehicle and its occupants return safely to where they started.



ONE TOUCH KERBSIDE PARKING

Ideal for navigating congested city streets, One Touch Kerbside Parking enables the IM6 to easily maneuver into tight parking spaces right against kerb or walls, even when visibility is limited.



Rainy Night Mode

Beyond premium hardware like cutting-edge chips, the IM6 delivers intelligent experiences that tackle real-world driving frustrations. One notable feature of the IM6 is Rainy Night Mode. It uses the cameras on the vehicle and provides a clear

and real-time view of driving blind spots, such as the A-pillar, rear view and so on, helping drivers be fully aware of their surroundings and potential risks in the traffic.

Rainy Night Mode also synchronises with your other common vehicle settings such as defogging and mirror heating for a complete and comprehensive visibility in any condition

Advanced Safety, Enhanced Driving.

Drive with unwavering peace of mind in the all-new IM6, engineered with the latest safety innovations. Its sleek and modern design is not only a head turner but also integrates seamlessly with advanced safety principles. IM6's advanced driver-assistance systems (ADAS), powered by a dedicated NVIDIA Orin N® chip, offer an advanced layer of safety and support for every journey. Combining premium comfort and driving dynamics with these top-tier safety features, the IM6 ensures you can travel with absolute confidence.

IMAD



SPEED LIMIT INFORMATION FUNCTION

Actively detects speed limit signs and alerts you to your current vehicle speed.



AUTOMATIC EMERGENCY BRAKING

AEB maintains continuously monitors the road ahead, autonomously engaging the brakes should it detect any obstacles posing a potential threat to the driver.



LANE DEPARTURE WARNING

Alerts the driver when the IM6 is getting too close to the lane edge.



INTELLIGENT SPEED ASSISTANCE

Autonomously tracks the vehicle ahead, managing acceleration, braking, and steering to remain within the lane at cruise speed.



ADAPTIVE CRUISE CONTROL

Detects the front vehicle position and keeps a safe distance between your IM6 and the car in front.



LANE CHANGE ASSIST

Alerts the driver when the IM6 is approaching the lane edge too closely.



REAR CROSS TRAFFIC ALERT

Alerts you of approaching vehicles and pedestrians when reversing out of parking spaces.



FORWARD COLLISION WARNING

Senses impending collisions and applies the brakes to help avoid or lessen impact.



BLIND SPOT DETECTION

Registers objects in hard-to-see areas to help you change lanes safely.

Experience Exceptional Range and Rapid Charging

Experience flexible range tailored to your needs: up to 670km[†] on Platinum RWD, 505km[†] with Premium RWD, or 600km[†] for the Performance trims. Complementing these impressive distances is the efficiency of DC fast charging, allowing you to add a crucial 50% charge (30% to 80%) in just 20 minutes or less, ensuring rapid return to your journey.



Formulate Your IM6!

IM6 PREMIUM (75KWH):

- 400V IGBT Platform
- EV Range of 505km (NEDC)
- EV Range of 450km (WLTP)
- 75kWh LFP Battery
- 0-100km/hr in 6.8 seconds
- Top speed of 210kph
- Maximum Power (kW) - 217kW
- Maximum Torque (Nm) - 450Nm
- 20-inch Aerodynamic Wheels with PIRELLI New Scorpion Tyres
- Ultra-soft synthetic Leather seats
- Ventilated Wireless charging pad
- Thermal-insulating panoramic glass roof
- Intelligent cabin powered by Qualcomm Snapdragon® 8295
- 26.3' Immersive touch screen
- 10.5" Central touch screen
- Wireless Apple CarPlay® and Android Auto™
- IM Advanced Driver Assistance System (ADAS) - Powered by NVIDIA Orin N®
- iSMART Connectivity
- 5 Exterior Colour choices
- 2 Interior colour choices
- Intelligent Four Wheel Steering System (with Crab Mode)
- Road Noise Control (RNC)

IM6 PLATINUM (100KWH RWD) (IN ADDITION TO):

- 800 SiC Platform
- EV Range of 670km (NEDC)
- EV Range of 555km (WLTP)
- 100kWh NCM Battery
- 0-100km/hr in 5.4 seconds
- Top speed of 235kph
- Maximum Power (kW) - 300kW
- Maximum Torque (Nm) - 500Nm
- 21-inch Aerodynamic Wheels with PIRELLI New Scorpion Tyres

IM6 PERFORMANCE (100KWH) (IN ADDITION TO):

- EV Range of 600km (NEDC)
- EV Range of 505km (WLTP)
- 100kWh NCM Battery
- 0-100km/hr in 3.4 seconds
- Top speed of 239kph
- Maximum Power (kW) - 200 / 372 (Front/Rear)
- Maximum Torque (Nm) - 302 / 500 (Front/Rear)
- Advanced Air Suspension
- Continuously Control Damping (CCD) System



Express Yourself

INTERIOR COLOURS

Experience a new standard of comfort with the all- new IM6, featuring ultra soft synthetic leather seats across all trims.



EXTERIOR COLOUR

Prepare for second glances. With its bold lines and progressive silhouette, the IM6 colour palette guarantees it's a statement on wheels.



ATHENA
WHITE




ARES
BLACK



RAPHAEL
BEIGE



REMBRANDT
GREY



NEVIS
BLUE



20-INCH
AERODYNAMIC
WHEELS



21-INCH
SPORTY
WHEELS

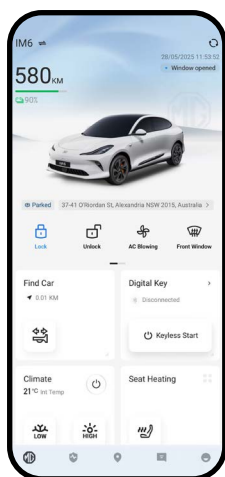
Connected Convenience, Inside And Out

With IM iSMART, you can control key functions of your IM6 remotely, including monitoring charging and checking vehicle health - all from your smartphone.



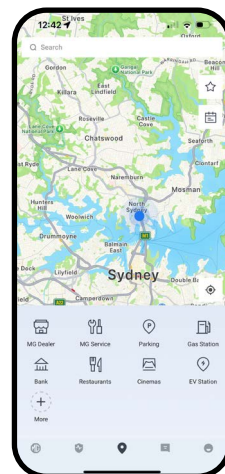
REMOTELY CONTROL FUNCTIONS

Enjoy the convenience of setting the air conditioning to cool your IM before you even get in, perfect for your daily commute or summer adventures. During colder months, you can remotely activate the driver's seat heating to stay warm and cozy**. Plus, lock and unlock your IM6 with ease - all from a distance!



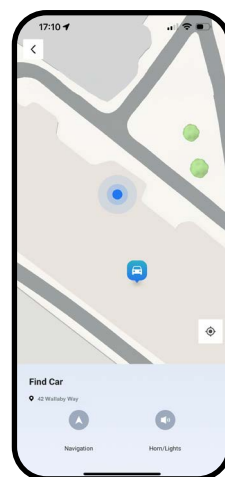
SEE WHAT IM ALL ABOUT

All from the iSMART app, you can conveniently check your vehicle's status, including door locks, tyre pressure, battery levels, even airbag readiness - all from your smartphone!



YOUR TRAVEL GUIDE

With just a tap, the Travel Planner lets you explore and search for destinations using the inbuilt digital map. Effortlessly plan your journey by browsing nearby points of interest and mapping out your route.



IM LOST? NO MORE

Lost track of where you parked? With a simple tap, the iSMART app shows your precise location on the map, so you can navigate back easily**. For added convenience, activate the car's horn and flashing lights to spot it instantly in crowded parking lots. No more searching - your IM6 is just a tap away!

Exceptional Service

A COMMITMENT TO ACCESSIBILITY AND QUALITY

Our goal is straightforward: offer accessible and quality service. Our extensive network of dealers are set up to give every customer a smooth experience from the moment you come in. This practical approach ensures that your IM6 journey is always backed by our network, there to help and give you peace of mind.

PEACE OF MIND

Your new IM6 comes complete with a comprehensive manufacture and battery warranty. Our industry-leading engineering plus rigorous research and development programs also ensure a positive ownership experience. Plus, warranty coverage is backed by the nationwide dealer network.

PRECISE PRICE SERVICING

Your IM6 deserves the best of care. With our Precise Price Servicing, all items requiring maintenance as indicated in the service schedule, are included in the quoted cost. This means we assure you that the price listed is the price you will pay.



	PREMIUM 75KWH	PLATINUM 100KWH RWD	PERFORMANCE 100KWH AWD
PARAMETER			
Length * Width * Height (mm)	4,904 * 1,988 * 1,669		
Wheelbase (mm)	2,950		
Unladen Running Clearance (mm)	166		
Gross Running Clearance (mm)	145	145	164
Drag Coefficient ¹	0.242	0.268	0.268
Seats	5		
Front Trunk Capacity (L)	32		
Boot Volume with Seats in Place (L)	665	665	646
Boot Volume with Seats Folded (L)	1640	1640	1621
Tare Mass (kg)	2280	2320	2410
Unladen Mass (kg)	2280	2320	2410
Gross Vehicle Mass (kg)	2731	2771	2861
Maximum Towing Capacity Unbraked (kg)	750	750	750
Maximum Towing Capacity Braked (kg)	1500	1500	1500
PERFORMANCE			
Drive Train	RWD	RWD	AWD
Battery Capacity (kWh)	75	100	100
Battery Type	LFP	NCM	NCM
Driving Range: NEDC Combined Cycle (km) ¹	505	670	600
Driving Range: WLTP Combined Cycle (km) ¹	450	555	505
Acceleration Time (0-100kph, s) ²	6.8	5.4	3.4
Top Speed km/h ²	210	235	239
Multiple Drive Mode	•	•	•
POWERTRAIN			
800V SiC Platform	-	•	•
400V IGBT Platform	•	-	-
Motor Maximum Power (kW)	217	300	200 / 372
	(Rear)	(Rear)	(Front / Rear)
Motor Maximum Torque (Nm)	450	500	302 / 500
	(Rear)	(Rear)	(Front / Rear)
On-Board Charging Unit (kW)	11 kW		
Maximum DC Charging Power (kW)	153	396	396
Estimated DC Charge Time (30% to 80%) (Mins) ³	20	15.2	15.2
Charge Port Type	CCS Type 2		
Vehicle to Load Charging Function (V2L) (Max 6.6kW) ⁴	•	•	•
Battery Thermal Management System	•	•	•

	PREMIUM 75KWH	PLATINUM 100KWH RWD	PERFORMANCE 100KWH AWD
INTELLIGENT CHASSIS			
Front Suspension	Double Wishbone		
Rear Suspension	Multi-Link Rear Suspension		
Advanced Air Suspension	-	Optional	•
Continuously Control Damping (CCD) System	-	Optional	•
Intelligent Four-wheel Steering System (with Crab Mode)	•	•	•
20-inch Aerodynamic Wheels (Front 235mm , Rear 255mm)	•	-	-
20-inch PIRELLI New Scorpion Tyres (Front 235/50/R20, Rear 255/45/R20)	•	-	-
21-inch Sporty Wheels (Front 235mm , Rear 265mm)	-	•	•
21-inch PIRELLI New Scorpion Tyres (Front 235/45/R21, Rear 265/40/R21)	-	•	•
Staggered Wheels	•	•	•
Tyre Repair Kit	•	•	•
Continental Front 4-piston Fixed Brake Calipers (IM Exclusive Colour)	•	•	•
Ventilated Brake Disc (4 Wheels)	•	•	•
Speed Sensitive Electric Power Steering (EPS)	•	•	•
Brake-By-Wire Cooperative Regenerative Brake System (CRBS)	•	•	•
Electronic Park Brake (EPB) & Auto Hold	•	•	•
Edge Torque Adaption Control Technology (eTAC)	•	•	•
SAFETY			
Front & Side Airbags	2+2	2+2	2+2
Side Curtain Airbags	2	2	2
Far Side Airbag	•	•	•
Front Pre-tensioner Seatbelts (Height Adjustable)	•	•	•
Rear 3-Point Seatbelts (Pre-tensioner Seatbelts Equipped on Rear Side Seats)	•	•	•
Front & Rear Seat Belt Reminder (SBR)	•	•	•
Driver Monitoring System (DMS)	•	•	•
360° HD Camera	•	•	•
Direct Tire Pressure Monitoring System (TPMS)	•	•	•
Pedestrian Warning System	•	•	•
Anti-locked Braking System (ABS)	•	•	•
Electric Brake-force Distribution (EBD)	•	•	•
Traction Control System (TCS)	•	•	•
Vehicle Dynamic Control (VDC)	•	•	•
Hazard Control (HAZ)	•	•	•
Emergency Brake Assist (EBA)	•	•	•
Brake Disc Washing (BDW)	•	•	•
Hill Hold Control (HHC)	•	•	•
Corner Brake Control (CBC)	•	•	•

	PREMIUM 75KWH	PLATINUM 100KWH RWD	PERFORMANCE 100KWH AWD
INTERIOR			
Double-glazed Silvering Thermal-insulating Panoramic Glassroof	•	•	•
Fabric Headliner	•	•	•
Laminated Glass (4 Doors)	•	•	•
Rear Privacy Glass	•	•	•
Sporty Steering Wheel (Heating / 4-way Manual Adjustment / Hands-off Detection)	•	•	•
256-color Ambient Light	•	•	•
Anti-pinch Windows with One-click Up & Down	•	•	•
IM MAG Hub (5) ^{*3}	•	•	•
Ventilated Wireless Mobile Charging Pad (Qi, 50W)	•	•	•
USB Type-C Charge Port (Max: 60W)	Front x 1 + Rear x 1	Front x 1 + Rear x 1	Front x 1 + Rear x 1
12V Power Sockets	Front x 1 + Rear x 1	Front x 1 + Rear x 1	Front X 1 + Rear X 1
Rear Trunk Hook Hanger x 4	•	•	•
Intelligent Cold & Warm Box	•	•	•
CLIMATE CONTROL			
2-zone Automatic Air-conditioner (400V Heat Pump)	•	-	-
2-zone Automatic Air-conditioner (800V Heat Pump)	-	•	•
Front Intelligent Invisible Air Vents	•	•	•
Rear Independent Air Vents	•	•	•
Intelligent Air Quality System	•	•	•
ACOUSTIC AND SEATS			
20 Speakers (including 4 Sky Speakers)	•	•	•
Road Noise Control (RNC)	•	•	•
Ultra-Soft Synthetic Leather Seats ^{*6}	•	•	•
12-way Power Driver Seat (including 4-way Power Lumbar Support)	•	•	•
Driver Seat Memory & Easy Entry	•	•	•
Driver Seat Backrest Relax	•	•	•
6-way Power Front Passenger Seat	•	•	•
Front Seats 2-way Manual Legrest	•	•	•
Front Seats 2-way Manual Headrest	•	•	•
Front Seats Heating ^{*7}	•	•	•
Rear Seats Heating ^{*7}	•	•	•
Front Seats Ventilation ^{*7}	•	•	•
Rear Seats Adjustable Backrest (18°)	•	•	•
Rear Foldable Seats (40/60)	•	•	•
ISOFIX	3	3	3
ADVANCED DRIVER-ASSISTANCE SYSTEM (ADAS)			
One Touch iAD (AI Chauffeur)			
One Touch Park	•	•	•
One Touch Kerbside Parking	•	•	•
One Touch Pull Out	•	•	•
One Touch Reverse	•	•	•

	PREMIUM 75KWH	PLATINUM 100KWH RWD	PERFORMANCE 100KWH AWD
ADVANCED DRIVER-ASSISTANCE SYSTEM (ADAS)			
IM AD Intelligent Hardware System			
Intelligent Pilot Device (IPD) Powered by NVIDIA Orin N®	•	•	•
Ultrasonic Sensor x 12	•	•	•
HD Camera x 9	•	•	•
Millimetre-wave Radar x 3	•	•	•
Positioning Unit x 1	•	•	•
High Reliability Inertial Measurement Unit (IMU) x 1	•	•	•
IM AD Advanced Package			
Forward Collision Warning (FCW)	•	•	•
Automatic Emergency Braking (AEB)	•	•	•
Blind Spot Detection (BSD)	•	•	•
Door Open Warning (DOW)	•	•	•
Lane Change Assist (LCA)	•	•	•
Rear Cross Traffic Alert (RCTA)	•	•	•
Rear Cross Traffic Braking (RCTB)	•	•	•
Lane Departure Warning (LDW)	•	•	•
Lane Departure Prevention (LDP)	•	•	•
Speed Limit Information Function (SLIF)	•	•	•
Adaptive Cruise Control (ACC)	•	•	•
Lane Centering Control (LCC)	•	•	•
Demand Lane Change (DLC)	•	•	•
Intelligent Lane Change (ILC)	•	•	•
Emergency Lane Keeping (ELK)	•	•	•
Intelligent Speed Assistance (ISA)	•	•	•
Park Distance Control (PDC)	•	•	•
Auto Park Assist (APA)	•	•	•
EXTERIOR			
Frameless Doors (with Power Release)	•	•	•
Automatic Flush Door Handles	•	•	•
Hands-free Power Tailgate	•	•	•
LED Headlights	•	•	•
LED Strip Taillights	•	•	•
Active Grille Shutter (AGS)	•	•	•
Power Side Mirrors (Auto Folding / Memory / Heated / Automatic Tilt Down in Reverse / BSD)	•	•	•
Intelligent Power Charge Port Cover (with Indicator Light)	•	•	•
Rain-Sensing Front Windshield Wipers	•	•	•

	PREMIUM 75KWH	PLATINUM 100KWH RWD	PERFORMANCE 100KWH AWD
INFOTAINMENT			
Intelligent Cabin Powered by Qualcomm Snapdragon® 8295	•	•	•
26.3-inch Immersive Touch Screen (4320*720)	•	•	•
10.5-inch Central Touch Screen (1500*1640)	•	•	•
IM Multi-screen Interactive System (IMOS)	•	•	•
Wireless Apple CarPlay® and Android Auto™	•	•	•
Voice Control System	•	•	•
Digital Audio Broadcasting	•	•	•
FM Radio	•	•	•
4G Communication	•	•	•
Bluetooth Connection	•	•	•
Proactive Vision Supplement System (PVSS)	•	•	•
Intelligent Scene Modes (Nap Mode / Rainy Night Mode)	•	•	•
Digital Video Recorder (DVR)	•	•	•
iSMART ^{*8}	•	•	•
Keyless Access System	•	•	•
NFC Key Card x 1	•	•	•
PEPS Key Fob x 1	•	•	•
EXTERIOR COLOUR			
Ares Black	•	•	•
Athena White	•	•	•
Rembrandt Grey	•	•	•
Raphael Beige	•	•	•
Nevis Blue	•	•	•
INTERIOR COLOUR			
Dover Beige	•	•	•
Highland Grey	•	•	•

^{*1} Figures according to ADR 81/02 derived from laboratory testing. Factors including but not limited to driving style, road and traffic conditions, environmental influences, vehicle condition and accessories fitted, will in practice in the real-world lead to figures which generally differ from those advertised. Advertised figures are meant for comparison amongst vehicles only.

^{*2} The 0-100km/h acceleration time of each model includes the starting time. The data is based on announced values or engineering development simulation values, and may vary due to different test factors such as venue, weather, road conditions, battery level, load weight, tyres, etc., for reference only.

^{*3} The charging data is measured in laboratory environment. In actual usage scenarios, factors such as different environment temperatures, vehicle conditions, and charging station status will lead to variations in the charging data.

^{*4} The maximum output power of the whole vehicle is 6.6kW, and the actual external output depends on the maximum power of the external discharge device.

^{*5} The vehicle comes with magnetic suction points and expandable magnetic accessories are genuine car products.

^{*6} Seat material refers exclusively to the primary contact areas of the seat that are in direct contact with the occupant.

^{*7} Heating and ventilation are available for both the seat cushion and backrest.

^{*8} MG iSMART is provided as a complimentary service for the first 12 months from your purchase date of a new MG vehicle. After this period, you are responsible for payment of any service or licence charges MG may introduce. If charges are implemented, you will receive at least 60 days' notice.

[†] Range figure is based on NEDC (New European Driving Cycle) static laboratory combined average city and highway test. Figures stated for the purposes of comparison amongst vehicles tested to the same technical procedures only. Actual real world driving results will vary depending on a combination of driving style, type of journey, vehicle configuration, battery age and condition, use of vehicle features (such as heating and air conditioning), as well as operating, environmental and climate conditions.



IM6

©MG Motor Australia 2025. MG Motor Australia offers this information as a general guide to product specifications. All data that applies to MY25 models only is believed to be correct as at June 2025; however as product development is an ongoing process, changes may occur from time to time which may not be necessarily reflected herein. To the maximum extent permitted by law, MG Motor Australia shall not be liable for any reliance placed by any person on the content of this publication. MG Motor Australia reserves the right to change specifications without notice. Accordingly, this information should not be regarded as an infallible guide to correct specifications, nor does it constitute an offer for sale of any particular vehicle. Whilst all care has been taken to provide you with information in regards to the general use of MG products, you should not rely solely on the information provided in this specification sheet. Dealers are not agents of MG Motor Australia and have absolutely no authority to bind MG Motor Australia by an express or implied undertaking or representation.*Colours in this brochure may vary to those on the vehicle. - Warranty T&C's at www.mgmotor.com.au/warranty. Bluetooth® is a registered trademark and logo of Bluetooth SIG, Inc. AU 2025. Actual Australian specification may Follow us MGMOTOR.COM.AU vary from vehicle shown. #Based on VFACTS National Report for new vehicle sales in the SUV small segment in 2021, 2022, 2023, and 2024

Follow us



Presented by
MG MOTOR

MGMOTOR.COM.AU