



ISUZU
MU-X

GO YOUR OWN WAY

FREEDOM & ADVENTURE



2.2L 4x4 MU-X LS-T in Neptune Blue mica

Your own adventure begins here.

The 7-seat Isuzu MU-X SUV is built for your next big adventure. With bold design, cutting-edge technology, a 5-star ANCAP safety rating and up to 3.5t towing* capacity across the range, it delivers the ultimate in comfort and confidence. Whether you are tackling your daily commute or heading on your next off road adventure, the MU-X is the ultimate SUV for when you are ready to go your own way.

Everything Isuzu has learned in over a century of specialist engineering has led to this. Our most capable family SUV ever. GO YOUR OWN WAY.

*Towing capacity when fitted with an optional Genuine Isuzu MU-X tow bar kit or tow tongue kit and an Electronic Brake Controller.

Packed with tech and safety features.

To keep you connected, every MU-X features a large, high-definition, customisable central touchscreen, with DAB+ digital radio, wireless Android Auto™ and wireless Apple CarPlay®, as well as voice recognition.

The LS-U, LS-T and X-TERRAIN models also feature an auto-dimming rear view mirror, and heated door mirrors. The in-built tyre pressure monitoring system (TPMS) and reversing camera with dynamic guidelines not only add convenience, but also help to keep you and your passengers safe and protected.

The LS-T and X-TERRAIN show the driver an advanced view of what is happening behind, but also around the vehicle thanks to a 360-degree surround view monitor†. Driver Assist Features make this our safest MU-X yet.

Your safety is paramount and therefore, Isuzu's Intelligent Driver Assistance System (IDAS*) technology includes an extensive list of both active and passive safety features as standard across the range. Employing state-of-the-art sensors and a stereo camera, IDAS constantly monitors your surrounding environment for danger. Each MU-X model includes eight airbags as standard and a strong, robust and reinforced cabin safety cell for ultimate protection. With its maximum 5-star ANCAP safety rating, the MU-X puts your safety first – wherever your adventure takes you.



*Apple CarPlay is a trademark of Apple Inc. Android Auto is a trademark of Google LLC. Not all devices will be compatible & functionality will vary depending on the device. Mobile Data & SMS rates may apply & are the responsibility of the user. Please check your local road rules before using these functions.

†Driver Assist Features are designed to aid the driver and should not be relied upon nor used as a substitute for safe driving practices. Features may vary in different driving conditions, refer to the Owner's Manual for details and limitations.

‡IDAS Features are designed to assist the driver, but should not be relied upon nor used as a substitute for safe driving practices. Feature operation may vary in different driving conditions. For more information and an explanation of features use and limitations refer to the Owner & Driver's Manual, visit isuzuute.com.au or talk to your local Isuzu UTE Dealer.

SMART & SAFE



4x4 MU-X X-TERRAIN interior with leather accented seats¹

¹Seats have leather touches or accents, but are not wholly leather.

NO-NONSENSE & ALL-PURPOSE MU-X LS-M (25.5MY)



Engine Types



Drivetrains

4X2*

4X4




Model shown 3.0L 4x4 LS-M in Obsidian Grey mica

LS-M key features:

- Push Button Start
- Tilt & Telescopic Adjustable Steering Wheel
- Electric Power Steering
- Electric Park Brake with Auto Hold
- Carpet Flooring
- High Grade Cloth Seats
- 8" Touchscreen Audio with wireless Android Auto™ & wireless Apple CarPlay® Compatibility*
- Digital Reversing Camera with Rear Parking Sensors

- 17" Alloy Wheels & 255 65 R17 All-Terrain Tyres
- Black & Dark Grey Grille with Matte Black Mirrors
- Bi-LED Headlights with Auto Levelling
- Manual Air Conditioning (with second & third row vents)
- Black Aluminium Side Steps
- Rough Terrain Mode (4x4 models only)
- 8-Speed Automatic Transmission (2.2L model only)
- 4x2 Drivetrain exclusive to 2.2L Engine on LS-M

Available colours



*Apple CarPlay is a trademark of Apple Inc. Android Auto is a trademark of Google LLC. Not all devices will be compatible & functionality will vary depending on the device. Mobile Data & SMS rates may apply & are the responsibility of the user. Please check your local road rules before using these functions.

Specifications and features may change without notice. Please consult your authorised Isuzu UTE Dealer for current availability of models, options, specifications, colours & Isuzu UTE Genuine Accessories. Isuzu UTE Australia makes no representations, warranties or endorsements regarding the accuracy of this brochure.

*4x2 model is only available with 2.2L engine.

Colours depicted herein may differ from actual due to the printing process

SUBSTANCE & STYLE

MU-X LS-U (25.5MY)



Model shown 3.0L 4x4 LS-U in Magnetic Red mica

Engine Types



Drivetrain

4X4



LS-U key features:

- Smart Keyless Entry & Push Button Start
- Walk Away Door Lock
- Hands-free Power Tailgate
- Tilt & Telescopic Adjustable Steering Wheel
- Electric Power Steering
- Electric Park Brake with Auto Hold
- Auto-Dimming Rear View Mirror & Heated Door Mirrors
- Power Lumbar Support Driver's Seat
- Tyre Pressure Monitoring System (TPMS)

Front & Rear Parking Sensors with Digital Reversing Camera

9" Touchscreen Audio with wireless Android Auto™, wireless Apple CarPlay® compatibility*, built-in Satellite Navigation & MID Integration

18" Titanium Grey Silver Alloy Wheels & 265 60 R18 Highway-Terrain Tyres


Black & Titanium Grey Grille with Body-Coloured Mirrors

Bi-LED Headlights with Auto Levelling

Aluminium Side Steps

Rough Terrain Mode

Available colours



*Apple CarPlay is a trademark of Apple Inc. Android Auto is a trademark of Google LLC. Not all devices will be compatible & functionality will vary depending on the device. Mobile Data & SMS rates may apply & are the responsibility of the user. Please check your local road rules before using these functions.

Specifications and features may change without notice. Please consult your authorised Isuzu UTE Dealer for current availability of models, options, specifications, colours & Isuzu UTE Genuine Accessories. Isuzu UTE Australia makes no representations, warranties or endorsements regarding the accuracy of this brochure.

Colours depicted herein may differ from actual due to the printing process

BIG & BOLD

MU-X LS-T (25.5MY)



Model shown 3.0L 4x4 LS-T in Neptune Blue mica

Engine Types



Drivetrain

4X4



LS-T includes all LS-U features plus:

Remote Engine Start

Leather Accented Seats¹

Electric Eight-Way Adjustable Driver's Seat with Power Lumbar Support

Electric Four-Way Adjustable Front Passenger Seat

Variable Heated Front Driver & Passenger Seats

20" Machined Two-Tone Alloy Wheels
& 265 50 R20 Highway-Terrain Tyres

Ambient Interior Lighting


Centre Console Overhead Guidelight

360° Surround View Monitor²

Dark Headline Trim

8-Speed Automatic Transmission (2.2L model only)

Available colours



¹Seats have leather touches or accents, but are not wholly leather.

²Driver Assist Features are designed to aid the driver and should not be relied upon nor used as a substitute for safe driving practices. Features may vary in different driving conditions, refer to the Owner's Manual for details and limitations.

Specifications and features may change without notice. Please consult your authorised Isuzu UTE Dealer for current availability of models, options, specifications, colours & Isuzu UTE Genuine Accessories. Isuzu UTE Australia makes no representations, warranties or endorsements regarding the accuracy of this brochure.

Colours depicted herein may differ from actual due to the printing process

STYLISH & CONFIDENT

MU-X X-TERRAIN (25.5MY)



Model shown 3.0L 4x4 X-TERRAIN in Slate Grey metallic

Engine Type



Drivetrain

4X4



X-TERRAIN includes all LS-T features plus:

XT Badging in Grille Mesh, on Fender & Tailgate

Leather Accented Seats¹ with Red Stitching

Gloss Black Fender Flares & Fender Garnish

Gloss Black Radiator Grille

20" Gloss Black Alloy Wheels & 265 50 R20 Highway-Terrain Tyres

Red Ambient Interior Lighting with Footwell Lamp

360° Surround View Monitor²

Red-Themed 7" Multi-Information-Display

Available colours



Basalt Black mica



Mercury Silver metallic



Moonstone White pearl



Slate Grey metallic

¹Seats have leather touches or accents, but are not wholly leather.

²Driver Assist Features are designed to aid the driver and should not be relied upon nor used as a substitute for safe driving practices. Features may vary in different driving conditions, refer to the Owner's Manual for details and limitations.

Specifications and features may change without notice. Please consult your authorised Isuzu UTE Dealer for current availability of models, options, specifications, colours & Isuzu UTE Genuine Accessories. Isuzu UTE Australia makes no representations, warranties or endorsements regarding the accuracy of this brochure.

Colours depicted herein may differ from actual due to the printing process

25.5MY ISUZU MU-X SPECIFICATIONS

Engine	3.0L	2.2L
Series	Isuzu 4JJ3-TCX	RZ4F-TC
Description	3.0 litre turbo diesel, in-line 4-cylinder, DOHC, 16-valve with Diesel Particulate Diffuser (DPD)	2.2 litre turbo diesel, in-line 4-cylinder, DOHC, 16-valve with Diesel Particulate Diffuser (DPD)
Maximum torque	450Nm @ 1600→2600 rpm	400Nm @ 1600→2400 rpm
Maximum power	140kW @ 3600 rpm	120kW @ 3600 rpm
Bore x stroke	95.4mm x 104.9mm	83mm x 100mm
Displacement	2999cc	2164cc
Compression ratio	16.3 : 1	15.9 : 1
Cylinder head	Isuzu-patent special aluminium alloy	Isuzu-patent special aluminium alloy
Valve gear	Chain-driven dual overhead camshafts, roller rockers, 4 valves/cylinder	Chain-driven dual overhead camshafts, roller rockers, 4 valves/cylinder
Induction	Electronic high pressure common rail direct fuel injection with VSS (Variable Swirl System) and intercooled electric control VGS (Variable Geometry System) turbocharger	Electronic high pressure common rail direct fuel injection and intercooled electric control VGS (Variable Geometry System) turbocharger
Cylinder block	Cast iron upper with induction-hardened cylinder bores, cast alloy lower	Cast iron upper with induction-hardened cylinder bores, cast alloy lower
Emission level	Euro 5	Euro 5
Alternator	120 amp with Intelligent Battery Sensor (IBS)	120 amp with Intelligent Battery Sensor (IBS)

Transmissions

Automatic	Aisin AWR6B45 II 6-speed with sequential shift and fuel-saving lock-up torque converter Aisin LB500 8-speed with sequential shift and fuel-saving lock-up torque converter ► Uphill/Downhill Transmission Control: holds gear in varied-gradient ascents, selects gear on steep descents to hold speed with engine braking		
Ratios:		3.0L Engine 6-speed Automatic	2.2L Engine 8-speed Automatic
	1st	3.600	4.903
	2nd	2.090	3.120
	3rd	1.488	2.166
	4th	1.000	1.597
	5th	0.687	1.312
	6th	0.580	1.000
	7th	-	0.776
	8th	-	0.651
	Reverse	3.732	4.050
Final drive	4x2	3.727	3.583
	4x4	3.727	3.583
	Snorkelled diff breathers to increase fording depth and reduce mud blockage		
Transfer gearing	4x4 low-range	2.482	2.482
	4x4 high-range	1.000	1.000
4x4 system	"Rough Terrain Mode" and "Terrain Command" control with 'shift on the fly' 2-high↔4-high selection at up to 100km/h, 4-low with rear differential lock		
Drivetrain system	TCS (Traction Control System) on all model variants		

Steering

Electric power steering with speed-sensing steering feel (light at low speed, heavy at high speed); tilt and telescopic adjustable steering wheel

Speed-sensitive variable capacity Electric power system; 3.84 turns lock-to-lock via tilt-adjustable steering wheel

Chassis

Frame

Ladder frame chassis constructed with high-tensile steel with 9 crossmembers

Front suspension

Independent, high-ride, coil springs, gas shock absorbers, upper and lower wishbones, stabiliser bar

Rear suspension

Multi-link coil suspension, gas shock absorbers, stabiliser bar

Axles

Front

Independent 4x4: fully floating with outer CV, inner double offset joints and equal length driveshafts. Rating: 1450kg

Rear

Rigid semi-floating banjo with hypoid final drive and dual tapered needle roller bearings. Rating: 1650kg

Brakes

Anti-lock Brake System (ABS) with Electronic Brakeforce Distribution (EBD), Electronic Stability Control (ESC), Emergency Brake Assist (EBA), Traction Control System (TCS), Roll Over Mitigation, Hill Start Assist (HSA), Hill Descent Control (HDC) and Trailer Sway Control (TSC)

All models: 320mm dia. ventilated front discs with 2-piston calipers, 318mm dia. ventilated rear discs with 2-piston calipers

Power-assisted via 10" servo unit; central electrical switch park brake

Wheels and Tyres

LS-M	17" x 7" alloy; 255 / 65 R17 All-Terrain
LS-U	18" x 7.5" alloy; 265 / 60 R18 Highway-Terrain
LS-T and X-TERRAIN	20" x 7.5" alloy; 265 / 50 R20 Highway-Terrain
Spare	LS-M & LS-U models: full size steel spare wheel LS-T & X-TERRAIN Models: full size alloy spare wheel

Service Plus

Flat Price Servicing [†]	As an owner you may be able to access our Flat Price Servicing Program. The FPS Program covers the first 5 Scheduled Services in line with the Scheduled Service Intervals.
Warranty [‡]	For the ultimate peace of mind, every Isuzu MU-X comes standard with a comprehensive, bumper-to-bumper 6 years/150,000km warranty.
Roadside Assistance [§]	Enjoy up to 7 years Roadside Assistance when you complete your scheduled services at a Participating Isuzu UTE Dealer.

[†]The Flat Price Servicing Program ("FPS Program") applies to FPS Eligible Vehicles (excludes Rental & Government Customers) at Participating Isuzu UTE Dealers only. For 24MY and later vehicle models, the Flat Price Servicing covers the first 5 Scheduled Services up to 5 years/75,000km (whichever occurs first). FPS Program is subject to change. For full terms & conditions, current pricing & model eligibility visit isuzuute.com.au/flat-price-servicedisclaimer.

[‡]6 years/150,000km (whichever occurs first), for Isuzu UTE Vehicles with a Warranty Start Date on or after 1/1/19. Excludes trays & accessories.

[§]The Roadside Assistance Program ("RSA Program") provides Coverage to RSA Eligible Vehicles (Private, ABN and Business Fleet Customers only) with a Warranty Start Date on or after 1/9/20 for a maximum of 7 years (unlimited kilometres). Initial 13 months Coverage provided from the Warranty Start Date. The Coverage will be reset for another 13 months from each date that a Participating Isuzu UTE Dealer conducts a Scheduled Service on the vehicle. For full terms & conditions visit isuzuute.com.au/roadside-assistance-disclaimer



Safety

IDAS [*]	Every MU-X comes with Isuzu's Intelligent Driver Assistance System (IDAS) built-in to protect and enhance the driving experience. IDAS includes smart technologies as well as other passive and active safety features.
-------------------	---

^{*}IDAS features are designed to assist the driver, but should not be relied upon nor used as a substitute for safe driving practices. Feature operation may vary in different driving conditions. For full explanation of limitations, see Owner's & Driver's Manual.



ANCAP RATING	The entire MU-X range has achieved a maximum 5-star ANCAP safety rating in 2022.
--------------	--



SPECIFICATIONS

	4x2	4x4			
	LS-M	LS-M	LS-U	LS-T	X-TERRAIN
Engine					
2164cc DOHC 4cyl. with intercooled turbo charger (400Nm, 120kW)	●	●	●	●	
2999cc DOHC 4cyl. with intercooled turbo charger (450Nm, 140kW)		●	●		●
Idle Stop-Start System (ISS)	●	●	●	●	●
Transmissions					
6-speed automatic transmission with sequential shift		●	●	●	●
8-speed automatic transmission with sequential shift	●	●	●	●	
Safety and Security					
4-channel 4-sensor Anti-lock Brake System (ABS) with Electronic Brakeforce Distribution (EBD)	●	●	●	●	●
Electronic Stability Control (ESC)	●	●	●	●	●
Traction Control System (TCS)	●	●	●	●	●
Emergency Brake Assist (EBA)	●	●	●	●	●
Hill Start Assist (HSA)	●	●	●	●	●
Hill Descent Control (HDC)	●	●	●	●	●
Roll-Over Mitigation (ROM)	●	●	●	●	●
Autonomous Emergency Braking (AEB)	●	●	●	●	●
Turn Assist with AEB	●	●	●	●	●
Post-Collision Braking (PCB)	●	●	●	●	●
Forward Collision Warning (FCW)	●	●	●	●	●
Misacceleration Mitigation	●	●	●	●	●
Intelligent Adaptive Cruise Control (IACC) with Stop & Go Functionality	●	●	●	●	●
Traffic Jam Drive Assist	●	●	●	●	●
Traffic Sign Recognition (TSR)	●	●	●	●	●
Intelligent Speed Limiter	●	●	●	●	●
Manual Speed Limiter	●	●	●	●	●
Lane Departure Warning (LDW)	●	●	●	●	●
Lane Departure Prevention (LDP)	●	●	●	●	●
Lane Keep Assist (LKA)	●	●	●	●	●
Emergency Lane Keeping (ELK)	●	●	●	●	●
Lane Support System (LSS) Switch (disables LDW, LDP, LKA, ELK)	●	●	●	●	●
Driver Attention Assist	●	●	●	●	●
Blind Spot Monitoring (BSM)	●	●	●	●	●
Rear Cross Traffic Alert (RCTA)	●	●	●	●	●
Rear Cross Traffic Braking (RCTB)	●	●	●	●	●
BSM/RCTA/RCTB Auto Switch Off (disables BSM/RCTA/RCTB when the genuine tow harness is connected)	●	●	●	●	●
Digital reversing camera with dynamic guidelines	●	●	●	●	●
360° Surround View Monitor				●	●
Front Park Assist Sensors			●	●	●
Rear Park Assist Sensors	●	●	●	●	●
8 Airbags: dual front, curtain, side, driver's knee and far side airbags	●	●	●	●	●
Passenger side SRS airbag on/off switch	●	●	●	●	●
Height-adjustable upper mounts for front seat belts	●	●	●	●	●
Pre-tensioners with load limiters for front seat belts	●	●	●	●	●
Pre-tensioners with load limiters for outer second row seat belts	●	●	●	●	●
3-point retractable seat belts for third row and centre seating positions	●	●	●	●	●
Intelligent seatbelt reminder (all seats)	●	●	●	●	●
Three childseat top tethers for second row	●	●	●	●	●
Two ISO FIX compatible anchor points for second row	●	●	●	●	●
Height-adjustable head restraints for all seats	●	●	●	●	●
Child-proof rear door locks	●	●	●	●	●
Anti-theft alarm	●	●	●	●	●
Side anti-intrusion bars inside all doors	●	●	●	●	●
Engine immobilizer	●	●	●	●	●
Rear window demister with timer and intermittent wiper	●	●	●	●	●
High Density Polyethylene (HDPE) fuel tank	●	●	●	●	●
High mount brake light on tailgate	●	●	●	●	●
Dual horn	●	●	●	●	●
Protection					
Under-front steel skid plate	●	●	●	●	●
Steel plate guards: sump, transfer case, fuel tank leading edge; reinforced resin under fuel tank		●	●	●	●
Suspension and Brakes					
Electric Park Brake with Auto Hold feature	●	●	●	●	●
Single 10 inch servo brake master cylinder	●	●	●	●	●
Rear 5-link coil suspension with stabiliser bar	●	●	●	●	●
Front independent, coil spring suspension w/gas shock absorbers, upper and lower wishbones and stabiliser bar	●	●	●	●	●
Heavy-duty brakes: 320mm ventilated front discs w/twin-pot calipers, 318mm ventilated rear discs with single-pot calipers	●	●	●	●	●

Specifications and features may change without notice. Please consult your authorised Isuzu UTE Dealer for current availability of models, options, specifications, colours & Isuzu UTE Genuine Accessories.
Isuzu UTE Australia makes no representations, warranties or endorsements regarding the accuracy of this brochure.

SPECIFICATIONS

Seating

	4x2	4x4			
	LS-M	LS-M	LS-U	LS-T	X-TERRAIN
High grade cloth seats	●	●	●		
Leather accented seats				●	
Leather accented seats with red stitching					●
Front bucket whiplash protection seats	●	●	●	●	●
6-way adjustable driver seat	●	●	●		
8-way electric adjustable driver seat				●	●
Electric adjustable lumbar support (driver seat only)			●	●	●
4-way electric adjustable front passenger seat				●	●
60:40 reclining split-fold second row seats with fold away centre arm rest	●	●	●	●	●
50:50 reclining split-fold third row seats	●	●	●	●	●
Variable heated front driver and passenger seats				●	●

In-cabin Storage

Lower glovebox compartment	●	●	●	●	●
Power outlet in lower instrument panel	●	●	●	●	●
Dual-purpose driver and front passenger cup holder tray	●	●	●	●	●
Rear passenger door cup holders	●	●	●	●	●
Second row fold out cup holder/storage tray	●	●	●	●	●
Third row outer armrests with integrated cup holders	●	●	●	●	●
Pockets on backs of front seats	●	●	●	●	●
Overhead console with twin map lights and flip-down sunglasses case	●	●	●	●	●
Front door storage compartment with bottle bulge	●	●	●	●	●
Two coat hooks	●	●	●	●	●
Flip up convenience hook behind passenger front seat	●	●	●	●	●
Storage space under rear cargo flooring	●	●	●	●	●
Tool storage space inside rear cargo wall (driver side)	●	●	●	●	●

Exterior Style

Short front overhang for optimal manoeuvrability and approach angle	●	●	●	●	●
Bi-LED headlights with auto-levelling function	●	●	●	●	●
Automatic headlights	●	●	●	●	●
Automatic high beam	●	●	●	●	●
Headlight welcome light	●	●	●	●	●
Coming home light	●	●	●	●	●
LED Daytime Running Lights (DRLs)	●	●	●	●	●
LED fog lights			●	●	●
Black & dark grey metallic radiator grille	●	●			
Black & titanium carbide radiator grille			●	●	
Hot Stamp Radiator Grille with XT badge					●
XT badging on fender and tailgate					●
Gloss black fender garnish				●	
Colour-coded front bumper	●	●	●	●	●
Black aluminium side steps	●	●			
Magnetite aluminium side steps			●		
Gloss black aluminium side steps				●	●
Lower body side skirt - body colour					●
Black door handles	●	●			
Colour-coded door handles			●	●	●
Manual tailgate with integrated rear spoiler	●	●		●	
Hands-free power tailgate with integrated rear spoiler			●	●	●
Gloss black power fold-in door mirrors with integrated turn indicators				●	●
Colour-coded power fold-in door mirrors with integrated turn indicators			●		
Black power door mirrors	●	●			
Rear privacy glass			●	●	●
Heated door mirrors			●	●	●
Centre front roof-mounted bee-sting aerial	●	●	●	●	●
Roof rails (maximum load capacity 100kg)			●	●	●
LED rear combination lamps	●	●	●	●	●

SPECIFICATIONS

Cabin Amenities

	4x2	4x4			
	LS-M	LS-M	LS-U	LS-T	X-TERRAIN
Dual zone climate control air-conditioning with integrated heater/demister			•	•	•
Manual air-conditioning with integrated heater/demister	•	•			
Second and third row air-conditioning vents with controls	•	•	•	•	•
Pollen and fine particle air filter	•	•	•	•	•
Power windows with one-touch up/down driver's window with safety stop	•	•	•	•	•
Comfort turn signal	•	•	•	•	•
Central locking with keyless entry	•	•	•	•	•
Smart keyless entry			•	•	•
Walk away door lock			•	•	•
Welcome home light			•	•	•
Push button start	•	•	•	•	•
Remote engine start				•	•
Ambient door lighting				•	
Red ambient door lighting with footwell lamp					•
Centre console overhead guidelight				•	•
Black roof lining				•	•
Power-adjustable door mirrors with turn indicator lights			•	•	•
Power-adjustable door mirrors	•	•			
4 speaker sound system	•	•			
8 speaker sound system			•	•	•
9 inch touchscreen display with wireless Apple CarPlay® and wireless Android Auto™ * with MID Integration			•	•	•
8 inch touchscreen display with wireless Apple CarPlay® and wireless Android Auto™ *	•	•			
Built-in satellite navigation with MID turn-by-turn directions			•	•	•
Two USB type C ports in central instrument panel			•	•	•
USB type C port in Touchscreen	•	•			
Two USB type C ports in rear floor console	•	•	•	•	•
USB type A port in Stereo Camera Housing	•	•	•	•	•
Tilt and telescopic adjustable steering wheel with electric power steering	•	•	•	•	•
Urethane steering wheel with cruise, audio and voice recognition controls	•	•			
Leather steering wheel with cruise, audio and voice recognition controls			•	•	•
4.2 inch Smart MID with digital speedometer, safety information, fuel economy and range, odometer, trip information and service reminder	•	•			
7 inch Smart MID with digital speedometer, safety information, fuel economy and range, odometer, trip information and service reminder			•	•	•
Tyre Pressure Monitoring System			•	•	•
Electro-luminescent gauges	•	•	•	•	•
*Terrain Command" 4x4 select dial		•	•	•	•
Rear Differential Lock button		•	•	•	•
Rough Terrain Mode button		•	•	•	•
Automatic Windshield Wipers	•	•	•	•	•
Intuitive Flat Wiper Blade			•	•	•
Manual day/night interior rear view mirror	•	•			
Auto-dimming rear view mirror			•	•	•
Sun visors with vanity mirrors (driver and passenger) and ticket retaining strap (driver)			•	•	•
Sun visors with vanity mirror (passenger) and ticket retaining strap (driver)	•	•			
Fixed A-pillar assist-grips for driver and front passenger	•	•	•	•	•
Fixed B-pillar assist-grips for rear passengers	•	•	•	•	•
Folding assist-grips for driver and front passenger	•	•	•	•	•
Folding assist-grips for rear passengers	•	•	•	•	•
Carpet flooring	•	•	•	•	•
12 volt power outlets in lower instrument panel and rear cargo area	•	•	•	•	•

*Apple CarPlay is a trademark of Apple Inc. Android Auto is a trademark is a trademark of Google LLC. Not all devices will be compatible & functionality will vary depending on the device.

Specifications and features may change without notice. Please consult your authorised Isuzu UTE Dealer for current availability of models, options, specifications, colours & Isuzu UTE Genuine Accessories.
Isuzu UTE Australia makes no representations, warranties or endorsements regarding the accuracy of this brochure.

FUEL, WEIGHTS AND DIMENSIONS

MU-X ADR 81/02⁴ Fuel Consumption Values

Transmission (AT = Automatic)
FUEL CONSUMPTION (litres/100km)
Combined

Dimensions (mm unless stated otherwise)

Wheelbase
Overall length
Overall width (excluding door mirrors)
Overall height
Front overhang
Rear overhang
Wheel track width
Ground clearance
Turning circle diameter between kerbs (metres)
Approach angle
Departure angle
Ramp-over angle
Wading depth [†]

Interior

Leg room - front (mm)
Leg room - 2nd row (mm)
Leg room - 3rd row (mm)
Shoulder room - front (mm)
Head room - front (mm)
Rear cargo space - 2nd & 3rd row flat (litres)
Rear cargo space - 3rd row flat (litres)
Rear cargo space - 3rd row up (litres)

Mass (kg)

Gross Vehicle Mass (GVM)
Kerb weight [^]
Payload~
Gross Combination Mass (GCM)
Maximum towing mass (braked trailer)
Maximum towing mass (non-braked trailer)
Maximum tow ball download (when fitted with genuine Isuzu UTE tow kit)
Fuel tank capacity (litres)

4x2	4x4							
LS-M	LS-M		LS-U		LS-T		X-TERRAIN	
2.2L	2.2L	3.0L	2.2L	3.0L	2.2L	3.0L	3.0L	
AT	AT	AT	AT	AT	AT	AT	AT	
6.4	6.7	7.6	6.7	7.6	6.7	7.6	7.6	
2855	2855		2855		2855		2855	
4860	4860		4860		4860		4860	
1870	1870		1870		1870		1870	
1815	1815		1825		1825		1825	
905	905		905		905		905	
1100	1100		1100		1100		1100	
1570	1570		1570		1570		1570	
230	230		235		235		235	
11.6	11.6		11.6		11.6		11.6	
23.4°	23.4°	28.6°	24.0°	29.2°	23.9°	29.2°	29.2°	
27.6°	27.6°		26.9°		26.4°		26.4°	
19.1°	19.1°	22.6°	19.6°	23.1°	19.6°	23.1°	23.1°	
800	800		800		800		800	
1075	1075		1075		1075		1075	
915	915		915		915		915	
850	850		850		850		850	
1460	1460		1460		1460		1460	
1020	1020		1020		1020		1020	
2138	2138		2138		2138		2138	
1119	1119		1119		1119		1119	
311	311		311		311		311	
2700	2800		2800		2800		2800	
1995	2085	2140	2105	2160	2130	2185	2195	
705	715	660	695	640	670	615	605	
5900	5900		5900		5900		5900	
3500	3500		3500		3500		3500	
750	750		750		750		750	
350	350		350		350		350	
80	80		80		80		80	

⁴Fuel consumption & emissions figures based on ADR 81/02 and are to be used for vehicle comparison purposes only. Actual fuel consumption & emissions will vary depending on many factors including, but not limited to, traffic conditions, individual driving style & vehicle condition.

[†]Up to 800mm of wading depth on all MU-X models when travelling at a consistent speed of 7km/h. Water ingress may occur if speed is not maintained or if the vehicle is static in water above 350mm.

[^]Kerb weight - unladen mass of vehicle & full tank of fuel. Fuel weight ratio is based on Fuel Standard (Automotive Diesel) Determination 2001.

~Payload equals GVM minus kerb weight.

Specifications and features may change without notice. Please consult your authorised Isuzu UTE Dealer for current availability of models, options, specifications, colours & Isuzu UTE Genuine Accessories. Isuzu UTE Australia makes no representations, warranties, or endorsements regarding the accuracy of this brochure.

BODY STYLES AND DIMENSIONS / (25.5MY)



Isuzu MU-X LS-M 4x2 and 4x4




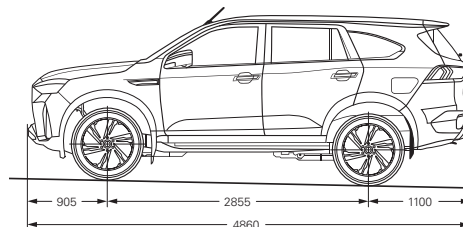
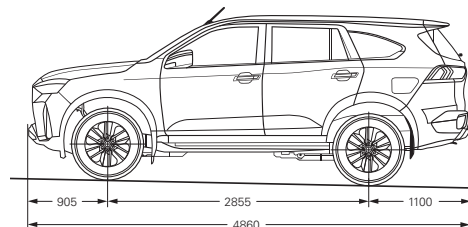
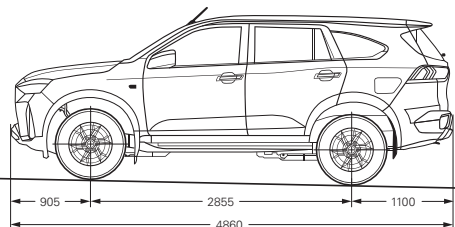
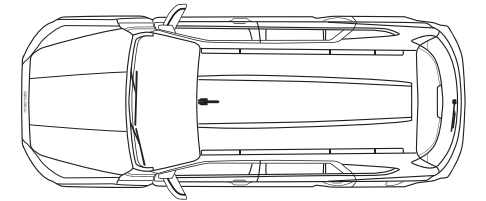
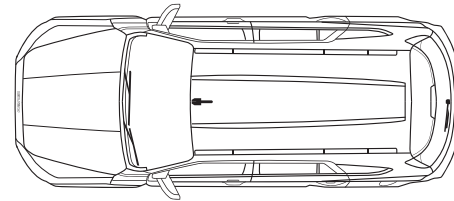
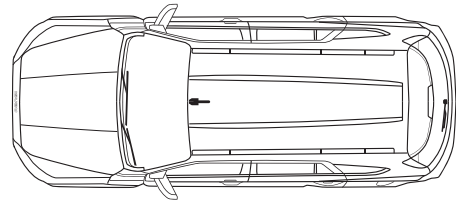
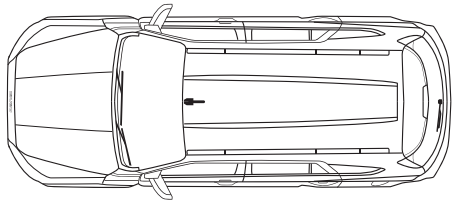
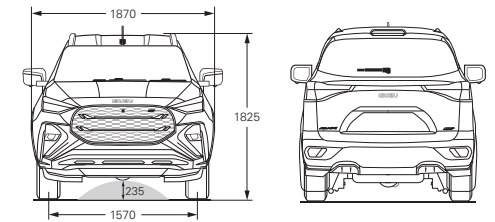
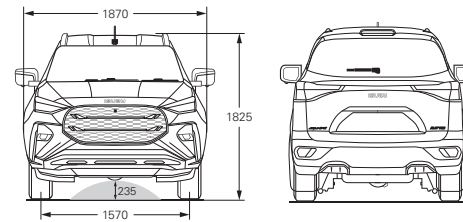
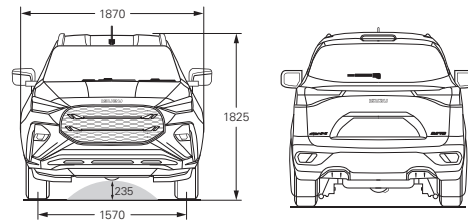
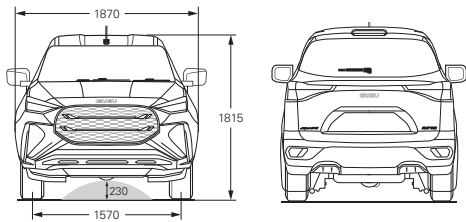
Isuzu MU-X LS-U 4x4




Isuzu MU-X LS-T 4x4



Isuzu MU-X X-TERRAIN 4x4



Scan here to visit
our website for
more information



Go your own way for longer with Isuzu UTE Service Plus, I-Venture Club, Isuzu UTE Genuine Accessories and Isuzu UTE Approved Accessories.

SERVICE PLUS

With a new Isuzu MU-X you may get access to five years Flat Price Servicing^{*}, ensuring you know your service costs up-front with a flat price per service fixed for the first five scheduled services. Plus, a six year or 150,000km warranty[†], and up to seven years roadside assistance[‡].

Enjoy peace of mind and go your own way with confidence thanks to Isuzu UTE Service Plus.

I-VENTURE CLUB

You won't want to miss the opportunity to properly test your MU-X's potential - and take your skills to the next level. Whether it is during one of our information-packed towing training sessions or on a day out in some of Australia's most epic off-roading locations, I-Venture Club offers the perfect opportunity to build your skillset and get the most from your MU-X.

Head to www.iventureclub.com.au for a taste of what's to come.

GENUINE ACCESSORIES

Isuzu UTE Genuine Accessories¹ are the key to taking on more challenging terrain in true 'Go your own way' style. Isuzu UTE's extensive range of accessories allows you to enhance and personalise your ride with precision engineered parts of the highest quality, with correct fit every time. Each genuine accessory comes with a comprehensive warranty, providing ultimate peace of mind. See the full range of accessories in the MU-X Accessories brochure or at isuzuute.com.au.

APPROVED ACCESSORIES

Isuzu UTE Approved Accessories² are third-party branded accessories that have been thoroughly tested and vetted to ensure they meet Isuzu's highest standards. Constructed for local conditions by a variety of Australian manufacturers they provide another way to enhance and personalise your MU-X with the confidence of Isuzu UTE Australia's seal of approval. Isuzu UTE Approved Accessories can be trusted to maintain the integrity of your MU-X - while also offering a distinctly individual touch. See the full range of accessories in the MU-X Accessories brochure or at isuzuute.com.au.



I-VENTURE CLUB



^{*}The Flat Price Servicing Program ("FPS Program") applies to FPS Eligible Vehicles (excludes Rental & Government Customers) at Participating Isuzu UTE Dealers only. For 24MY and later vehicle models, the Flat Price Servicing covers the first 5 Scheduled Services up to 5 years/75,000km (whichever occurs first). FPS Program is subject to change. For full terms & conditions, current pricing & model eligibility visit isuzuute.com.au/flat-price-service-disclaimer.

[†]6 years/150,000km (whichever occurs first), for Isuzu UTE Vehicles with a Warranty Start Date on or after 1/1/19. Excludes trays & accessories.

[‡]The Roadside Assistance Program ("RSA Program") provides Coverage to RSA Eligible Vehicles (Private, ABN and Business Fleet Customers only) with a Warranty Start Date on or after 1/9/20 for a maximum of 7 years (unlimited kilometres). Initial 13 months Coverage provided from the Warranty Start Date. The Coverage will be reset for another 13 months from each date that a Participating Isuzu UTE Dealer conducts a Scheduled Service on the vehicle. For full terms & conditions visit isuzuute.com.au/roadside-assistance-disclaimer.

¹Warranty for Isuzu UTE Genuine Accessories fitted by an authorised Isuzu UTE Dealer at the point of sale of a new Isuzu UTE vehicle are covered for three (3) years or 100,000 kilometres, whichever occurs first; Isuzu UTE Genuine Accessories fitted by an authorised Isuzu UTE Dealer after the delivery of a new Isuzu UTE vehicle are covered for one (1) year or 40,000 kilometres from the date of accessory purchase, whichever occurs first; Isuzu UTE Genuine Accessories not fitted by an authorised Isuzu UTE Dealer are warranted from the date of purchase for one (1) year or 20,000 kilometres, whichever occurs first.

²Isuzu UTE Approved Accessories are not manufactured or warranted by Isuzu UTE Australia Pty Ltd. The warranty is provided by the manufacturer of the accessory. For more information refer to the Isuzu MU-X Accessories brochure. Driver Assist Features are designed to aid the driver and should not be relied upon nor used as a substitute for safe driving practices. Features may vary in different driving conditions, refer to the Owner's Manual for details and limitations.

www.isuzuute.com.au Toll Free: 1300 147 898

Isuzu UTE Australia Pty Ltd (ABN 80 129 563 739, 1000 Wynnum Road, Cannon Hill, Queensland, 4170, Australia) Specifications and features may change without notice. Please consult your authorised Isuzu UTE Dealer for current availability of models, options, specifications, colours & Isuzu UTE Genuine Accessories. Isuzu UTE Australia makes no representations, warranties or endorsements regarding the accuracy of this brochure. Any accessories shown herein are illustrative & generally are optional at extra cost, not standard equipment.

Printed in Australia. © Copyright Isuzu UTE Australia Pty Ltd 2025.
25.5MY MU-X SALES BROCHURE

ISUZU
UTE
GO YOUR OWN WAY