

Delivers more oOOoh.



# Haval H6

GO WITH MORE



# Haval H6. Delivers more oOOoh.

<b>Contents</b>	<b>Page</b>	<b>1</b>
<b>Introduction</b>	<b>Page</b>	<b>2</b>
<b>Design</b>	<b>Page</b>	<b>6</b>
<b>Performance</b>	<b>Page</b>	<b>10</b>
<b>Technology</b>	<b>Page</b>	<b>16</b>
<b>Safety</b>	<b>Page</b>	<b>20</b>
<b>Hybrid</b>	<b>Page</b>	<b>22</b>
<b>GWM Care</b>	<b>Page</b>	<b>24</b>
<b>Dimensions</b>	<b>Page</b>	<b>26</b>
<b>Colour</b>	<b>Page</b>	<b>28</b>
<b>Specifications</b>	<b>Page</b>	<b>30</b>



# Say hello to GWM.



**GWM is a world-renowned vehicle manufacturer capable of designing and producing SUVs, utes and powertrains simultaneously. At GWM, everything we do is grounded in our corporate philosophy: ‘improving little by little every day.’**

**From building world-class research and development systems, which enable continuous innovation, to following the ‘excessive investment’ principle, which drives industry leadership, we relentlessly put our philosophy into practice. With nearly 8 million sales to date, in more than 170 countries (and counting), we are the No. 1 SUV brand in the world’s largest market and have been for the past 9 years. Our brand vision is to pioneer global mobility solutions, which use innovative technology to deliver a more pleasurable driving experience. Through innovation and global collaboration, we continue to improve our vehicles’ reliability, safety, performance, design and technology.**



# Haval H6. Delivers more oOOoh.

When it comes to the Haval H6, performance, design and safety are paramount. It's a mid-size SUV that makes a bold statement wherever you go. Rich in features, delivering more oOOoh moments.







# Designed, just for you.

From the impressive front to the stylish back, every inch of the H6 has been meticulously considered. Whether you're ducking out to the shops, or roaming far on a road-trip, your most versatile accessory will always be with you.



*Signature front grille*



*Electric kick sensing tailgate\**

\*Not available on Lux Petrol



19" Alloy wheels



14.6" Infotainment screen



Column shifter





# Performance when you need it.

Available with more powertrain options than ever before, the H6 provides a choice of internal combustion and highly sophisticated Hybrid technology. The highlight being our plug-in hybrid (Hi4) system combining effortless performance at your foot while increasing efficiency to provide real world benefit to the driver.



**The H6 AWD plug-in  
hybrid (Hi4) accelerates  
from 0-100km/h in just  
4.8 seconds!**







# Sophistication for every journey.



*6-way electric adjustable driver seat*



*9 speaker audio system\**

The H6 is a technologically advanced SUV designed for those who want more in life. Features such as auto parking assist\*, a 14.6" multimedia touchscreen and a heated\* faux leather steering wheel give this SUV its distinct edge.



*560L boot capacity (1485L\* max)*



*Wireless Apple CarPlay & Android Auto*

\*Available on selected models










# Highly intelligent mobility.

This bold and stylish SUV is also unbelievably safe. The Haval H6 comes with a comprehensive suite of safety systems designed to protect you and others on the road. Advanced safety features including Intelligent Adaptive Cruise Control, Lane Keep Assist, Traffic Sign Recognition, Traffic Jam Assist, and Auto Parking Assist\* all combine to give you peace of mind knowing that GWM is looking out for you and everyone else around you every time you drive.

\*Available on selected models



# Protection from every angle.



The smart active and passive safety technologies found inside the H6 including Auto Emergency Braking, Rear Cross Traffic Assist, Lane Departure Warning, Blind Spot Detection and a 360-view camera, will let you know who or what's in front, behind and either side of you every time you take the vehicle out for a drive.



# GWM Care

Every GWM comes with GWM Care. It begins from the moment you take delivery of your vehicle and continues long into the future. Wherever the road leads, you can rest assured knowing that your GWM will be kept at its best for many years to come.

**8** Unlimited KM  
Battery Pack  
Warranty

**7** Year  
Unlimited KM  
Warranty

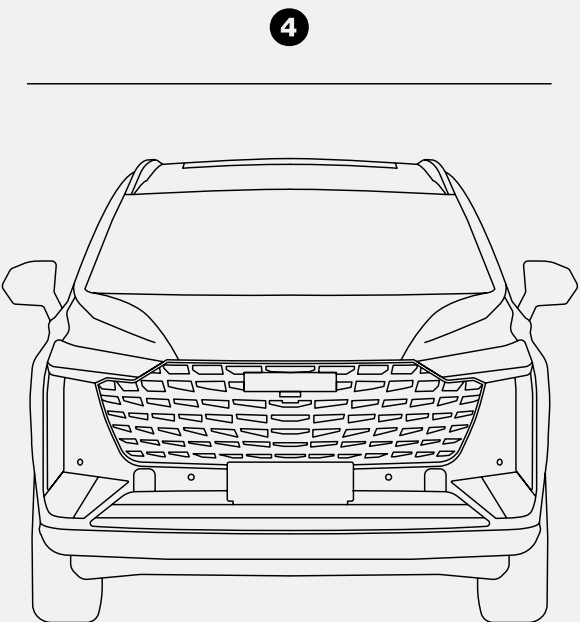
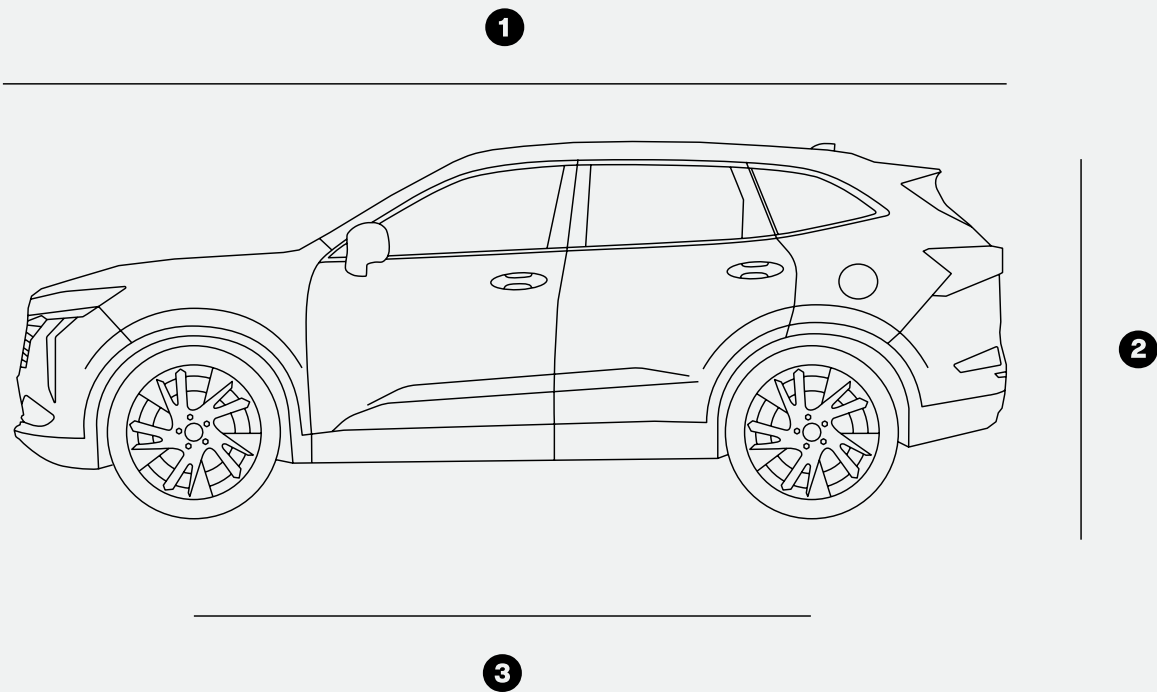
**5** Year  
Roadside  
Assist

**5** Year  
Capped Price  
Servicing





- ① Length: 4703mm
- ② Height: 1730mm
- ③ Wheelbase: 2738mm
- ④ Width: 1886mm



# Dimensions.



GWM vehicles are available in a range of stunning contemporary colours.



Interior:  
*Comfort Tek - Black*

# Colour.



Interior:  
*Comfort Tek - Cream\**  
\*Not available with Hamilton White, Ultra variant only



*Premium Colour (\$495)*

*Premium Colour (\$495)*



*Premium Colour (\$495)*



		Lux Petrol 2WD	Ultra Petrol 2WD	Lux Hybrid 2WD	Ultra Hybrid 2WD	Ultra PHEV 2WD	Ultra PHEV AWD
Dimensions	Length/Width/Height (mm)	4703 x 1886 x 1730	4703 x 1886 x 1730	4703 x 1886 x 1730	4703 x 1886 x 1730	4703 x 1886 x 1730	4703 x 1886 x 1730
	Wheelbase (mm)	2738	2738	2738	2738	2738	2738
Engine	2.0L Turbo Petrol	●	●	-	-	-	-
	1.5L Turbo Hybrid	-	-	●	●	●	●
	Displacement (cm³)	1998	1998	1499	1499	1499	1499
	Max power (kW@rpm)	170 @ 6000	170 @ 6000	Combined 179kW; Electric motor 130kW; Petrol engine 110 @ 5500-6000;	Combined 179kW; Electric motor 130kW; Petrol engine 110 @ 5500-6000;	Combined 240kW; Electric motor 130kW; Petrol engine 110 @ 5500-6000;	Combined 268kW; F. Electric motor 80kW; R. Electric motor 150kW; Petrol engine 110 @ 5500-6000;
	Max torque (Nm@rpm)	380 @ 1700 - 4000	380 @ 1700 - 4000	Combined 530Nm; Electric motor 300Nm; Petrol engine 230 @ 1500-4000;	Combined 530Nm; Electric motor 300Nm; Petrol engine 230 @ 1500-4000;	Combined 540Nm; Electric motor 300Nm; Petrol engine 240 @ 1800-4000;	Combined 760Nm; F. Electric motor 170Nm; R. Electric motor 350Nm; Petrol engine 240 @ 1800-4000;
	Bore x stroke (mm)	82 x 94.6	82 x 94.6	75 x 84.9	75 x 84.9	75 x 84.9	75 x 84.9
	Compression ratio	11.0 : 1	11.0 : 1	11.8 : 1	11.8 : 1	10.9 : 1	10.9 : 1
	Fuel economy (L/100km) combined²	7.4	7.4	5.2	5.2	1.0	1.1
	Low charge fuel economy (L/100km) combined²	-	-	-	-	5.0	5.3
	CO2 Emissions (g/100km)	170	170	120	120	22	25
	Electric economy (Wh/km)²	-	-	-	-	184	186
	NEDC Combined range (km)²	-	-	-	-	1106	1043
EV	NEDC EV range (km)²	-	-	-	-	106	100
	Battery Type	-	-	-	-	LFP	LFP
	Battery Capacity (kWh)	-	-	-	-	19.09	19.09
	34kW DC charging (min)	-	-	-	-	30%-80& 28min	30%-80& 28min
	6.6kW AC charging (hour)	-	-	-	-	15%-100% ≤3h	15%-100% ≤3h
	V2L Capability	-	-	-	-	●	●
	Charge connection type	-	-	-	-	CCS2	CCS2
	Scheduled Charging	-	-	-	-	●	●
	Battery Pre-heating	-	-	-	-	●	●
	Recommended fuel octane rating	91	91	91	91	91	91
Transmission	9-Speed Dual Clutch Transmission	●	●	-	-	-	-
	Dedicated Hybrid Transmission (DHT)	-	-	●	●	●	●
	Driveline	2WD	2WD	2WD	2WD	2WD	AWD
Wheels	Size	19" Alloy Wheel Black					
	Tyres	225/55 R19	225/55 R19	225/55 R19	225/55 R19	225/55 R19	225/55 R19
	Spare Wheel	Spare Tyre T135/90R17	Spare Tyre T135/80R18	-	-	-	-
	Tyre Repair Kit	-	-	●	●	●	●
Brakes	Front and rear	Front: Ventilated disc brake / Rear: Disc brake					
	Auto park brake with brake hold	●	●	●	●	●	●

Specifications.



		Lux Petrol 2WD	Ultra Petrol 2WD	Lux Hybrid 2WD	Ultra Hybrid 2WD	Ultra PHEV 2WD	Ultra PHEV AWD
Steering	Steering type and system	Electric / Rack & Pinion					
	Turning circle – kerb to kerb (m)	11.9	11.9	11.9	11.9	11.9	11.9
Suspension	Suspension	Front: Macpherson / Rear: Multi link					
Weights And Capac-ities	Towing capacity <sup>3</sup> – with trailer brakes	2,000	2,000	1,500	1,500	1,500	1,500
	Towing capacity <sup>3</sup> – without trailer brakes	750	750	750	750	750	750
	Tare weight <sup>1</sup> (kg)	1592	1592	1652	1682	1,861	1,946
	Kerb weight <sup>1</sup> (kg)	1,630	1,630	1,690	1,720	1,895	1,980
	Gross Vehicle Mass <sup>1</sup> (kg)	2,050	2,050	2,140	2,140	2,315	2,400
	Gross Combined Mass (kg)	4,050	4,050	3,640	3,640	3,815	3,900
	Seating capacity	5	5	5	5	5	5
	Luggage capacity (L) Minimum	560	560	560	560	560	560
	Luggage capacity (L) Maximum	1,485	1,485	1,445	1,445	1,445	1,445
	Fuel tank capacity (L)	61	61	61	61	55	55
Chassis & Steering	Driving Modes - 2WD (Normal/Eco/Sport/Snow)	●	●	●	●	●	-
	Driving Modes - 4WD (Normal/Eco/Sport/Snow/4WD)	-	-	-	-	-	●
	Steering Mode - Comfortable/Sport/Light	●	●	●	●	●	●
	Power Modes (EV/EV Priority/Intelligent Hybrid)	-	-	-	-	●	●
	Single Pedal Mode	-	-	●	●	●	●
	Adjustable Energy Recovery Level	-	-	●	●	●	●
	Intelligent Start Stop	●	●	-	-	-	-
Exterior	Kick sensing electric tailgate	-	●	●	●	●	●
	Automatic Windscreen Wipers	●	●	●	●	●	●
	Rear Windscreen Wiper	●	●	●	●	●	●
	Roof Rails	●	●	●	●	●	●
	Panoramic Sunroof	-	●	-	●	●	●
	Shark Fin Aerial	●	●	●	●	●	●
Interior	Multi - Function Steering Wheel	●	●	●	●	●	●
	Microfibre Leather Steering Wheel	●	●	●	●	●	●
	Heated Steering Wheel	-	●	-	●	●	●
	Column electronic gear selector	●	●	●	●	●	●
	4 - Way Manually Adjustable Steering Wheel	●	●	●	●	●	●
	Stainless Steel scuff plate (Front only)	-	●	-	●	●	●
	Sun-Visor with Illuminated Vanity Mirror	●	●	●	●	●	●
	Wireless Charging	●	●	●	●	●	●
	Front 12V Power	●	●	●	●	●	●

# Specifications.



		Lux Petrol 2WD	Ultra Petrol 2WD	Lux Hybrid 2WD	Ultra Hybrid 2WD	Ultra PHEV 2WD	Ultra PHEV AWD
Seats	Luggage Cabin 12V Power	●	●	●	●	●	●
	Cargo Cover	●	●	●	●	●	●
	Comfort-Tek Leather Acented Seat Trim	●	●	●	●	●	●
	6-Way Electric Adjustable Driver Seat	●	●	●	●	●	●
	Driver Seat with 2-way Lumbar Support	-	●	-	●	●	●
	Driver Seat Memory and Welcome function	-	●	-	●	●	●
	4-Way Manual Adjustable Front Passenger Seat	●	-	●	-	-	-
	4-Way Electric Adjustable Front Passenger Seat	-	●	-	●	●	●
	Front Heated Seats	-	●	-	●	●	●
	Front Ventilated Seats	-	●	-	●	●	●
Entertainment	Rear Seats 60/40 Split	●	●	●	●	●	●
	10.25 inch Full Colour Instrument Cluster	●	●	●	●	●	●
	Radio FM / AM / DAB	●	●	●	●	●	●
	Bluetooth®	●	●	●	●	●	●
	Voice command	●	●	●	●	●	●
	14.6 inch Full Colour Touch Screen Infotainment System	●	●	●	●	●	●
	Front USB Type A x2 Charge & Data Transmission	●	●	●	●	●	●
	Rear USB Type A & C	●	●	●	●	●	●
	8 Speakers	●	-	●	●	-	-
	9 Speakers	-	●	-	-	●	●
	Wireless Apple Carplay® + Android Auto™	●	●	●	●	●	●
	HUD (Heads Up Display)	-	●	-	●	●	●
	Telematics	-	-	-	●	●	●
Security	Keyless Entry System	●	●	●	●	●	●
	Push Button Start	●	●	●	●	●	●
	Anti-theft Immobiliser	●	●	●	●	●	●
Glass	Green Glass	●	-	●	-	-	-
	Rear Privacy Glass	-	●	-	●	●	●
	Anti-Glare Rear View Mirror - Automatic	●	●	●	●	●	●
	Four Window + One Touch Up & Down + Anti-Pinch	●	●	●	●	●	●
	Key Fob Window Close Function	●	●	●	●	●	●
	Heated Door Mirrors	●	●	●	●	●	●
	Power Adjustable Door Mirrors + Electric Folding + Indicator + Puddle Light	●	●	●	●	●	●
	Auto Foldable Rear View Mirror Locking	●	●	●	●	●	●

Specifications.



		Lux Petrol 2WD	Ultra Petrol 2WD	Lux Hybrid 2WD	Ultra Hybrid 2WD	Ultra PHEV 2WD	Ultra PHEV AWD
Safety	Dual SRS Airbags	●	●	●	●	●	●
	Front Side Airbags	●	●	●	●	●	●
	Centre Airbag	●	●	●	●	●	●
	Curtain Airbags	●	●	●	●	●	●
	Front Seatbelts: Pre-Tensioner + Load Limiter + CLT	●	●	●	●	●	●
	Rear Seatbelts: Pretentioner + Load Limiter (Outer Side)	●	●	●	●	●	●
	Electronic Stability control - ESC	●	●	●	●	●	●
	Traction Control System - TCS	●	●	●	●	●	●
	Secondary Collision Mitigation - SCM	●	●	●	●	●	●
	Integrated Brake Control - IBC	-	-	●	●	●	●
	Dynamic Steering Torque	-	-	●	●	●	●
	Roll Movement Intervention - RMI	●	●	●	●	●	●
	Brake Assist System - BAS	●	●	●	●	●	●
	Hill Descent Control - HDC	●	●	●	●	●	●
	Hill-Start Assist Control - HAC	●	●	●	●	●	●
	Brake Override System - BOS	●	●	●	●	●	●
	Tyre Pressure Monitor System - TPMS	●	●	●	●	●	●
	Dashcam USB Port	●	●	●	●	●	●
	Front Parking Assist	-	6 Sensors	-	6 Sensors	-	-
	Rear Parking Assist	4 Sensors	6 Sensors	4 Sensors	6 Sensors	4 Sensors	4 Sensors
	360 Degree Monitoring System	●	●	●	●	●	●
	Clear Chassis View	●	●	●	●	●	●
	Auto Parking Assist	-	●	-	●	-	-
	Reverse Assist	-	●	-	●	-	-
	Adaptive Cruise Control - ACC	●	●	●	●	●	●
	Intelligent Cruise Control - ICC	●	●	●	●	●	●
	Traffic Jam Assist - TJA	●	●	●	●	●	●
	Smart Dodge	●	●	●	●	●	●
	Emergency Lane Keep - ELK	●	●	●	●	●	●
	Rear Crossing Traffic Alert - RCTA	●	●	●	●	●	●
	Rear Crossing Traffic Braking - RCTB	●	●	●	●	●	●
	Forward Collision Warning - FCW	●	●	●	●	●	●
	Lane Departure Warning - LDW	●	●	●	●	●	●
	Lane Keeping Assist - LKA	●	●	●	●	●	●
	Lane Centre Keeping - LCK	●	●	●	●	●	●

Specifications.



		Lux Petrol 2WD	Ultra Petrol 2WD	Lux Hybrid 2WD	Ultra Hybrid 2WD	Ultra PHEV 2WD	Ultra PHEV AWD
	Automatic Emergency Braking - AEB (Pedestrian, Bicycle & Intersection)	●	●	●	●	●	●
	Traffic Sign Recognition - TSR	●	●	●	●	●	●
	Blind Spot Monitor - BSM Lane Change Assist - LCA	●	●	●	●	●	●
	Rear Collision Warning - RCW	●	●	●	●	●	●
	Door Open Warning - DOW	●	●	●	●	●	●
	Indirect Driver Fatigue Monitor System DFMS	●	●	●	●	●	●
	ISOFIX	●	●	●	●	●	●
Lighting	LED Headlights	●	●	●	●	●	●
	LED Tail Lights	●	●	●	●	●	●
	Automatic Headlights + "Follow Me Home" Function	●	●	●	●	●	●
	LED Rear Fog Lights	●	●	●	●	●	●
	Daytime Running Lights - DRL	●	●	●	●	●	●
	Ceiling Lamp	●	-	●	-	-	-
	Side Roof Lamp	-	●	-	●	●	●
	Ambient Lighting (Single Colour)	●	●	●	●	●	●
Air Conditioning	Dual-Zone Automatic Air Conditioning	●	●	●	●	●	●
	Rear Row AC Outlet	●	●	●	●	●	●

Specifications.









**For more information visit [gwmanz.com/au](http://gwmanz.com/au)**

GWM Australia reserve the right to alter vehicle specifications and equipment levels without notice. Some equipment featured on vehicles in this brochure may not be available or may be optional. To the extent permitted by law, GWM Australia shall not be liable to any person as a result of reliance on the content of the brochure. Always check with your local GWM Dealer for the latest product specifications.

Information in this brochure is current as at 02/07/2025.

Edition Code: GWMAU 20250702.

Copyright © GWMAU. All rights reserved.