



PEUGEOT PROFESSIONAL PARTNER VAN




EQUIPMENT & TECHNICAL SPECIFICATIONS



PARTNER VAN

EQUIPMENT

- STANDARD
- OPTIONAL
- UNAVAILABLE



SAFETY & SECURITY				
	PRO SHORT AUTO	PRO LONG AUTO	PREMIUM SHORT AUTO	PREMIUM LONG AUTO
Autonomous Emergency Braking (AEB)	●	●	●	●
Forward Collision Warning	●	●	●	●
Anti-lock Braking System (ABS)	●	●	●	●
Emergency Braking Assistance (EBA)	●	●	●	●
Electronic Braking Distribution (EBD)	●	●	●	●
Electronic Stability Programme (ESP)	●	●	●	●
Blind Spot Detection (BSD)	●	●	●	●
Lane Departure Warning (LDW)	●	●	●	●
Active Lane Keep Assist	●	●	●	●
Advanced Driver Attention Alert (DAA3)	●	●	●	●
Speed limit recommendation	●	●	●	●
Hill Start Assist	●	●	●	●
Programmable cruise control	●	●	●	●
Speed limiter function	●	●	●	●
Automatic door locking when driving off	●	●	●	●
Front three-point retractable seatbelts with pretensioners and force limiters	●	●	●	●
Seatbelt unfastened audible & visual alert while moving	●	●	●	●
Front Airbags: Driver & front passenger	●	●	●	●
Side Airbags: Driver & front passenger	●	●	●	●
Curtain Airbags	●	●	●	●
Tyre under-inflation detection	●	●	●	●


COMFORT & CONVENIENCE				
	PRO SHORT AUTO	PRO LONG AUTO	PREMIUM SHORT AUTO	PREMIUM LONG AUTO
Eco & Normal drive modes	●	●	●	●
PEUGEOT i-Cockpit™ driver layout	●	●	●	●
Configurable 10" digital driving cockpit	●	●	●	●
Multifunction trip computer	●	●	●	●
External temperature gauge	●	●	●	●
Front & rear parking sensors	●	●	●	●
180° colour reversing camera with top down view	●	●	●	●
Digital rear view mirror and lateral side view	●	●	●	●
Reversing image on touchscreen	●	●	●	●
Electric parking brake	●	●	●	●
Push Button Start	–	–	●	●
Keyless entry	–	–	●	●
Remote central locking	●	●	●	●



PARTNER VAN

EQUIPMENT

- STANDARD
- OPTIONAL
- UNAVAILABLE



COMFORT & CONVENIENCE

	PRO SHORT AUTO	PRO LONG AUTO	PREMIUM SHORT AUTO	PREMIUM LONG AUTO
Air conditioning	●	●	–	–
Automatic dual zone climate control air conditioning	–	–	●	●
Allergen, dust & pollen filter	●	●	●	●
Rear view mirror	●	●	●	●
Electric power steering with height & reach adjustable steering column	●	●	●	●
Steering mounted paddle gear shifter	●	●	●	●
Glazed Bulkhead with Load-through Flap (ISO27956 Compliant)	●	●	●	●
Tie-down Rings x 6 (Cargo Bay)	●	●	●	●
'Multiflex' Mobile Office (flip-down rotating work table & underseat storage)	●	●	●	●

IN-CAR ENTERTAINMENT & COMMUNICATION

10" High Definition capacitive central touch-screen	●	●	●	●
12V socket	●	●	–	–
12V sockets (x2)	–	–	●	●
USB sockets (x2 front)	●	●	●	●
AM, FM & DAB (Digital Audio Broadcasting) Radio	●	●	●	●
Bluetooth® phone connectivity	●	●	●	●
Wireless Apple CarPlay® & Android Auto™ connectivity ¹	●	●	●	●
Voice recognition	●	●	●	●
myPeugeot App (downloadable from App store)	●	●	●	●
4 Speaker sound system (2 woofer door speakers, 2 tweeter door pillar speakers)	●	●	●	●

INTERIOR FEATURES

Load Area Dome Light	●	●	●	●
Under Seat Storage (Middle Seat)	●	●	●	●
Overhead Storage Shelf	●	●	●	●
Upper Dashboard Tray	●	●	●	●
Multi-function steering wheel	●	●	●	●
e-Toggle automatic gear selector switch on centre-console	●	●	●	●
Cup Holders x 2 (Upper Dash)	●	●	●	●
Plastic Floor Cover	●	●	●	●
Driver's foot rest	●	●	●	●
Thermoplastic composite foot pedals	●	●	●	●


¹. Compatible Apple® or Android™ device required.



PARTNER VAN

EQUIPMENT

- STANDARD
- OPTIONAL
- UNAVAILABLE



EXTERIOR FEATURES				
	PRO SHORT AUTO	PRO LONG AUTO	PREMIUM SHORT AUTO	PREMIUM LONG AUTO
Grey unpainted rear bumper	●	●	–	–
Body colour rear bumper	–	–	●	●
Nera black door mirror shells	●	●	●	●
Heated door mirrors	●	●	●	●
Power-folding door mirrors	●	●	●	●
Grey unpainted exterior door handles	●	●	–	–
Body coloured exterior door handles	–	–	●	●
Dual sliding side doors	●	●	●	●
180-degree opening rear doors	●	●	●	●
Unglazed rear doors	●	●	●	●
Side protectors	●	●	–	–
Black side protectors	–	–	●	●
Body colour door rail	–	–	●	●
One-touch electric windows with pinch protection	●	●	●	●
16" Steel wheels	●	●	–	–
16" Taranaki alloy wheels	–	–	●	●
Full size spare wheel	●	●	●	●
LIGHTING & VISIBILITY				
Halogen headlights	●	●	–	–
LED headlights	–	–	●	●
Auto Highbeam function	●	●	●	●
Automatic dusk sensing headlights	●	●	●	●
Automatic rain-sensing flat blade wipers	●	●	●	●
SEATING				
3 Front seats (passenger bench)	●	●	●	●
Driver & front passenger seat mechanical adjustment	●	●	●	●
'Curibita' Grey fabric seats	●	●	●	●



PARTNER VAN

TECHNICAL SPECIFICATIONS

- STANDARD
- OPTIONAL
- UNAVAILABLE



PRO SHORT AUTO



PRO LONG AUTO



PREMIUM SHORT AUTO



PREMIUM LONG AUTO

INTERNAL COMBUSTION ENGINE

Type	1.2L Puretech Direct Injection Petrol	1.2L Puretech Direct Injection Petrol
Cylinders	3	3
Cubic capacity (cc)	1199	1199
Maximum power (kW @ rpm)	96 @ 5500	96 @ 5500
Maximum torque (Nm @ rpm)	230 @ 1750	230 @ 1750
Stop/start function	●	●
Fuel	ULP 95	ULP 95
Emission standard	Euro 6.3	Euro 6.3

TRANSMISSION

8-speed Efficient Automatic Transmission (EAT)	●	●	●	●
------------------------------------------------	---	---	---	---

BRAKES

Front brakes	304mm ventilated disc	304mm ventilated disc
Rear brakes	268mm solid disc	268mm solid disc

WHEELS & TYRES

Wheel Size/Tyre	205/60 R16	205/60 R16
Spare wheel	Full Size	Full Size

STEERING

Minimum turning circle (m)	10.8	11.4	10.8	11.4
----------------------------	------	------	------	------

WEIGHTS (kg)

Gross vehicle mass	2320	2320	2320	2320
Tare weight ¹	1283	1385	1283	1385
Payload	998	896	998	896
Braked towing load	900	950	900	950
Unbraked towing load	720	740	720	740
Towball download	74	74	74	74
Maximum roof load	Roof Bars - 50kg per bar (Maximum of 3 bars)			
Alloy Rack ² - 120kg	120	120	120	120

1. Tare Weight where quoted is for the vehicle unoccupied and unladen with full fluids and 10 litres fuel. Weights may change with the addition of equipment. An individual vehicle must be weighed to establish the exact kerb weight and payload applicable to that vehicle. It is the responsibility of the driver to ensure the vehicle is operated within the legal limits. 2. All data for genuine Peugeot accessories only. See owners handbook for more information.



PARTNER VAN

TECHNICAL SPECIFICATIONS

- STANDARD
- OPTIONAL
- UNAVAILABLE



PRO SHORT AUTO



PRO LONG AUTO



PREMIUM SHORT AUTO



PREMIUM LONG AUTO

CARGO BAY DIMENSIONS¹ (mm)

Maximum load length with bulkhead	1817	2167	1817	2167
Maximum load length through open bulkhead flap	3090	3440	3090	3440
Maximum load height	1243	1243	1243	1243
Maximum load width	1527	1527	1527	1527
Load width between wheel arches	1229	1229	1229	1229
Load volume excluding load through bulkhead (m ³)	3.3	3.9	3.3	3.9
Load volume including load through bulkhead (m ³)	3.8	4.4	3.8	4.4
Width of sliding door (max/min)	675/641	675/641	675/641	675/641
Maximum height of sliding door	1072	1072	1072	1072
Maximum width of rear opening	1241	1241	1241	1241
Maximum height of rear opening	1137	1137	1137	1137

EXTERIOR DIMENSIONS (mm)

Length	4403	4753	4403	4753
Width with mirrors folded	1921	1921	1921	1921
Width with mirrors extended	2107	2107	2107	2107
Height	1880	1880	1880	1880
Wheelbase	2785	2975	2785	2975
Front overhang	890	890	890	890
Rear overhang	726	886	726	886

CONSUMPTION & EMISSIONS²

City Cycle (L/100km)	7.3	7.3	7.3	7.3
Highway Cycle (L/100km)	5.7	5.7	5.7	5.7
Combined Cycle (L/100km)	6.3	6.3	6.3	6.3
CO ₂ emissions combined (g/km)	142	142	142	142
Fuel tank capacity (L)	60	60	60	60

1. Cargo bay dimensions quoted at maximum length, and are provided for guidance only. The cargo bay is an asymmetric shape and dimensions are therefore variable. Customers must check critical dimension requirements by measuring vehicle. 2. Fuel consumption results are based on WLTP or NEDC's standard test procedure to provide customers with a basis for comparison of the performance of vehicles in accordance with ADR 81/02 only. No test can simulate all 'real world' driving conditions. Actual on-road fuel consumption will vary due to factors such as traffic conditions, vehicle conditions and load, fuel quality and how the vehicle is driven. More information at www.greenvehicleguide.gov.au



PEUGEOT PROFESSIONAL PARTNER VAN



[CONFIGURE](#)



[CURRENT OFFERS](#)



[ACCESSORIES](#)



[FIND A DEALER](#)



Peugeot Citroën Australia offers this information as a general guide to product specifications. All data is believed to be correct as at June 2024, however, as development is an ongoing process, changes may occur from time to time which will not necessarily be reflected herein. Therefore, Peugeot Citroën Australia reserves the right to change specifications without notice. Accordingly, this information should not be regarded as an infallible guide to correct specifications, nor does it constitute an offer for sale of any particular vehicle. Whilst all care has been taken to provide you with information in regards to the general use of PEUGEOT products, you should not rely solely on the information provided in this brochure. Dealers are not agents of Peugeot Citroën Australia and have absolutely no authority to bind Peugeot Citroën Australia by an express or implied undertaking or representation. Peugeot Citroën Australia is the trading name of Inchcape European Automotive Pty Limited (ABN 97 070 000 789).