















GLEEHAWK EXPLORER

2024 BROCHURE



LDV DELIVER 9

-  2L Turbo Diesel
-  6 Speed Automatic
-  108kw 375Nm Torque @ 1500-2400rpm
-  80L Diesel  7.6L/100km - Combined
-  16" Steel Wheels with Full Size Spare

-  100Ah Lithium with  Bluetooth™
-  DC to DC Charger with MPPT
-  2000W 12V Inverter Charger
-  300w Solar
-  Battery Management System Monitor

LWB HR with OPTION PACK

Keyless Entry, Push Button Start, Blind Spot Detection System, Lane Change Assistance

FROM
\$109,990
DRIVE AWAY



Overall Length (mm)	5940
Overall Width (mm)	2466
Overall Height (mm)	2955
Turning Circle (m)	14.2
Cargo Area Length (mm)	3413



Gross Vehicle Mass (kg)	4000
Payload (kg)	840
Kerb Weight (kg)	3160
Braked Towing Capacity (kg)	2800
Unbraked Towing Capacity (kg)	750



**FROM
\$109,990
DRIVE AWAY**

*Pricing valid as of January, 2024. Price is indicative only.
Pricing subject to change without notice.

Model	LDV Deliver 9 LWB HR AUTO w Option Pack
Engine Type	2l Turbo Diesel
Max Power	108kw @3500rpm
Max Torque	375Nm @1500-2400rpm
Transmission	6 Speed Automatic
Fuel Tank Size	80L Diesel
Fuel Consumption	7.6L /100km - Combined
Steering	Hydraulic Power-Assisted Rack
Suspension	Cotech suspension and steering running - Macpherson struts (front), Taper Leaf Springs with gas-filled shock absorbers (rear)
Wheels	16" Steel Wheels with Full Size Spare
Tyres	235/65R16C Tyres
Front Brakes	Ventilated Front Disc Brakes, 308mm with twin-piston caliper
Rear Brakes	Solid Rear Disc Brakes, 304mm with single-piston caliper,

ELECTRICAL EQUIPMENT

12V 100Ah Lithium Iron Phosphate Battery w Bluetooth
12V 50Ah Dual Input DC to DC Battery Charger with MPPT
2000W 12V Inverter Charger w LCD 65Ah
Battery Management System Monitor
Multimedia Touchscreen w 2 Speakers
300W Solar Panel
Sphere 12V 24" Smart TV with Triple Arm Bracker

INTERNAL FEATURES

White Ceiling and Walls
White Gloss Lightweight Cabinetry w black handles
Wardrobe with Storage
Timber Look Flooring
Front and Rear Dark Curtains
3x Aussie Travellers Windows
Furrion Rooftop Air Conditioner

PLUMBING

Full-Size Internal Shower with Black Handles
Thetford Cassette Toilet
Mains Water Connection Standard
Shower Rail & Toilet Roll Holder
Truma Ultrarapid Hot Water System
1x 100L Fresh Water Tank
1x 55L Grey Water Tank

KITCHEN

Red Oak Timber Kitchen Top
Gecko 125L Upright Fridge - Dual Zone
Sphere Microwave
Dometic 2 Burner Gas Stove
Camec Flushmount Rangehood Above Kitchen Area
Smoke Alarm, Gas Detector and Fire Extinguisher

SLEEPING AREA

Custom Memory Foam Mattress
Sphere 12V 24" Smart TV with bracket
2x Sirroco Fans in Sleeping Area
2x Reading Lights mounted on each side of the Bed
800L of Under Bed Storage

OUTDOOR

Picnic Table
Fiamma 3MT Awning
Nuova 12V Single Electric Step
TV Antenna Omni Directional

DIMENSIONS

Overall Length (mm) 5940	Gross Vehicle Mass (kg) 4000
Overall Width (mm) 2466	Payload (kg) 840
Overall Height (mm) 2955	Kerb Weight (kg) 3160
Turning Circle (m) 14.2	Braked Towing Capacity (kg) 2800
Cargo Area Length (mm) 3413	Unbraked Towing Capacity (kg) 750
Width Between Wheel Arches (mm) 1366	