

T60 MAX



SPECIFICATIONS SHEET

LDV is a division of SAIC Motor, which is a Fortune Global 500 company and the 68th largest company in the world¹. SAIC Motor sells over 5 million vehicles annually and has joint ventures with Volkswagen and General Motors. In 2009 SAIC Motor acquired the commercial vehicles division of British Motor Corporation which included LDV.

1. 2022 Fortune Global 500.



LDV T60 MAX – TECHNICAL SPECIFICATIONS

LDV T60 MAX

	PRO		LUXE		MEGA TUB
	Manual	Auto	Manual	Auto	Auto

Engine

Type	2.0 L Bi-Turbo Diesel Euro V Engine				
Maximum Power (kW/rpm)	160 @ 4000				
Maximum Torque (Nm/rpm)	500 @ 1500-2400				
Displacement (cc)	1996				
Transmission	6SPD Manual	8SPD ZF Auto	6SPD Manual	8SPD ZF Auto	8SPD ZF Auto
Compression Ratio	15:9:1				
No. of Valves	16				
No. of Cylinders	4				
Bore x Stroke (mm)	83 x 92				
Manual Shift Mode for Auto Models	-	✓	-	✓	✓
Eco/Power Mode	-	✓	-	✓	✓
Intelligent Real Time Torque on Demand	✓				
2WD and 4WD high and low selector	✓				

Ratios

1st	4.657	5.000	4.657	5.000	5.000
2nd	2.594	3.200	2.594	3.200	3.200
3rd	1.714	2.143	1.714	2.143	2.143
4th	1.231	1.720	1.231	1.720	1.720
5th	1.000	1.314	1.000	1.314	1.314
6th	0.806	1.000	0.806	1.000	1.000
7th	N/A	0.822	N/A	0.822	0.822
8th	N/A	0.640	N/A	0.640	0.640
Reverse	4.252	3.456	4.252	3.456	3.456
Final Drive	3.818	4.100	3.818	4.100	4.100
Low Range	2.480				

	PRO		LUXE		MEGA TUB
	Manual	Auto	Manual	Auto	Auto

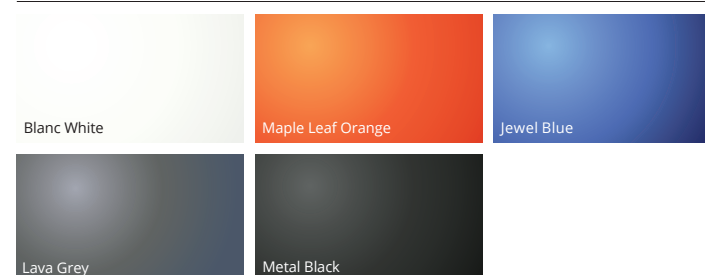
Steering, Suspension and Brakes

Steering – Rack and Pinion Hydraulic Power Assisted	✓	✓	✓	✓	✓
Front Suspension – Double-Wishbone (Heavy Duty)	✓	✓	-	-	-
Front Suspension – Double-Wishbone (Comfort)	-	-	✓	✓	✓
Rear Suspension – Leaf-Spring (Heavy Duty)	✓	✓	-	-	-
Rear Suspension – Leaf-Spring (Comfort)	-	-	✓	✓	✓
Brakes – Front, disc	✓	✓	✓	✓	✓
Brakes – Rear, disc	✓	✓	✓	✓	✓
Wheels and Tyres	17" x 7J Alloy Wheels with 245/65 R17 Tyres		19" x 7J Black Alloy Wheels with 255/55 R19 Tyres		
Spare Wheel	Steel 245/65R17				


Fuel and Emissions

Fuel Tank (Litres)	73				
Combined Fuel Consumption, L/100km ²	9.2	9.3	9.2	9.3	9.3
Carbon Dioxide Emissions (g/km)	243	244	243	244	244
Emissions Standard	Euro 5				

Exterior Colours



Interior Colours



LDV T60 MAX

PRO		LUXE		MEGA TUB
Manual	Auto	Manual	Auto	Auto

Capacities, Dimensions and Weights

Approach Angle (unladen, degrees)	27			
Departure Angle (unladen, degrees)	24.2			
Front Overhang (mm)	942			
Front Track/Rear Track (mm)	1580/1580			
Ground Clearance (unladen) (mm)	215			
Overall Length (mm)	5365		5680	
Overall Height (without Roof Rails) (mm)	1809			
Overall Width (Exterior Mirrors extended) (mm)	2145			
Overall Width (Exterior Mirrors folded) (mm)	1900			
Rear Overhang (mm)	1268			
Ramp Breakover Angle (degrees)	21.3°			
Turning Circle (kerb to kerb) (m)	12.6			
Wading Depth (mm)	550			
Wheelbase (mm)	3155		3470	
Tub Box Width – Pick-Up Box (mm)	1510			
Tub Box Width of Rear Opening (mm)	1430			
Tub Height – at Centreline of Axle (mm)	530			
Tub Length – at Floor (mm)	1485		1760	
Tub Length – Top of Box (mm)	1525		1800	
Tub Width – Between Wheel Arches (mm)	1131			
Axle Load Capacity – Front (kg)	1320	1330	1360	1400
Axle Load Capacity – Rear (kg)	1730	1720	1540	1850
Gross Combined Vehicle Mass (kg)	6050		5900	
Gross Vehicle Mass (kg)	3050		2900	
Kerb Weight (kg) ³	2115	2125	2150	2170
Payload (kg) ³	935	925	750	730
Towing Capacity – Braked (kg)	3000			
Max tow ball down weight (kg)	300			
Towing Capacity – Unbraked (kg)	750			

PRO		LUXE		MEGA TUB
Manual	Auto	Manual	Auto	Auto

2nd Row Headroom (mm)	980			
2nd Row Legroom (mm)	958			
2nd Row Shoulder Room (mm)	1463			
Front Headroom (mm)	1010			
Front Legroom (mm)	1053			
Front Shoulder Room (mm)	1483			


Pro/Luxe – Tub Length (Top of Box)



All models



Mega Tub – Tub Length (Top of Box)



LDV T60 MAX – STANDARD EQUIPMENT

LDV T60 MAX

	PRO		LUXE		MEGA TUB
	Manual	Auto	Manual	Auto	Auto
Safety, Security and Driver Assistance					
5 Star ANCAP Safety Rating (2017)	✓	✓	✓	✓	✓
1 Remote Key and 1 Normal Key	✓	✓	-	-	-
2 Smart Keys	-	-	✓	✓	✓
Airbags (6) – Driver and front passenger airbags (2), side bags (2), full length curtain bags (2)	✓	✓	✓	✓	✓
Seat Belts Front Dual Pretensioning	✓	✓	✓	✓	✓
Child Anchoring – ISOFIX + Top Tether (2)	✓	✓	✓	✓	✓
Daytime Running Lights – LED	✓	✓	✓	✓	✓
Fatigue Reminder and Attention Assist ⁴	✓	✓	✓	✓	✓
Anti-Lock Braking System (ABS)	✓	✓	✓	✓	✓
Electronic Brake Assist (EBA)	✓	✓	✓	✓	✓
Electronic Brake-force Distribution (EBD)	✓	✓	✓	✓	✓
Electronic Stability Program (ESP)	✓	✓	✓	✓	✓
Hill Descent Control (HDC)	✓	✓	✓	✓	✓
Hill-Start Assist System (HAS)	✓	✓	✓	✓	✓
Roll Movement Intervention (RMI)	✓	✓	✓	✓	✓
Traction Control System (TCS)	✓	✓	✓	✓	✓
Vehicle Dynamics Control (VDC)	✓	✓	✓	✓	✓
Rear On Demand Differential Lock ⁵	-	-	✓	✓	✓
Engine Immobiliser	✓	✓	✓	✓	✓
Rear Fog Lights	✓	✓	✓	✓	✓
Keyless Entry and Start	-	-	✓	✓	✓
Remote Control Locking	✓	✓	-	-	-
Lockable Glove Box	✓	✓	✓	✓	✓
Rear Parking Sensors	✓	✓	✓	✓	✓
Reversing Camera	✓	✓	✓	✓	✓
360 Degree Panoramic Camera	-	-	✓	✓	✓
Tyre Pressure Monitoring System (TPMS)	✓	✓	✓	✓	✓
Lane Departure Warning ⁴	-	-	✓	✓	✓

	PRO		LUXE		MEGA TUB
	Manual	Auto	Manual	Auto	Auto
Exterior					
Engine Bonnet – Gas Strut	-	-	✓	✓	✓
Single Front Tow Recovery Point	✓	✓	✓	✓	✓
Front Guard Plate – Matte Silver	✓	✓	-	-	-
Front Guard Plate – Black	-	-	✓	✓	✓
Front Grille – Matte Silver	✓	✓	-	-	-
Front Grille – Black	-	-	✓	✓	✓
Side Mirrors – Auto Folding	-	-	✓	✓	✓
Door Handle – Body Colour	✓	✓	✓	✓	✓
Door Mirrors – Body colour	✓	✓	✓	✓	✓
Door Mirrors – Chrome	-	-	-	-	-
Tub Cargo Tie Down Hooks (4)	✓	✓	✓	✓	✓
Mudflaps – Front and Rear	✓	✓	✓	✓	✓
LED Headlights – Auto Dusk Sensing and Height Adjustable	✓	✓	✓	✓	✓
Rain Sensing Windscreen Wipers	✓	✓	✓	✓	✓
Tub Liner – Spray In	✓	✓	✓	✓	✓
Side Steps	✓	✓	✓	✓	✓
Roof Rails – Chrome	✓	✓	-	-	-
Roof Rails – Gloss Black	-	-	✓	✓	✓
Sports Bar – Stainless Steel	✓	✓	-	-	-
Black Sailplane	-	-	✓	✓	✓
Black Wheel arches	-	-	✓	✓	✓

LDV T60 MAX

	PRO		LUXE		MEGA TUB
	Manual	Auto	Manual	Auto	Auto

Comfort and Convenience

Steering column – Height adjustable	✓	✓	✓	✓	✓
12V Power Outlet (1)	✓	✓	✓	✓	✓
Air Conditioning – Climate Control	✓	✓	✓	✓	✓
Cruise Control	✓	✓	✓	✓	✓
Rear View Mirror – Auto Dimming	–	–	✓	✓	✓
Rear View Mirror – Manual Dimming	✓	✓	–	–	–
Multifunction Steering Wheel	✓	✓	✓	✓	✓
Paddle Shifts for Gears	–	✓	–	✓	✓
Sunglass Holder	✓	✓	✓	✓	✓
Cup Holder (4)	✓	✓	✓	✓	✓

Seating

5 Seats	✓	✓	✓	✓	✓
Driver's Seat – 6 way Manual adjustment	✓	✓	–	–	–
Passenger's Seat – 4 way Manual adjustment	✓	✓	–	–	–
Front Row Seats – 6 way Electronic adjustment with Heating	–	–	✓	✓	✓
Cloth Seats	✓	✓	–	–	–
Leather Trimmed Seats ⁶	–	–	✓	✓	✓

Audio and Communication

6 Speakers	✓	✓	✓	✓	✓
10.25 Inch Touch Screen Entertainment System	✓	✓	✓	✓	✓
AM/FM Stereo Radio, Bluetooth and MP5	✓	✓	✓	✓	✓
Apple CarPlay® / Smartphone Connectivity	✓	✓	✓	✓	✓
USB Ports (2)	✓	✓	✓	✓	✓

	PRO		LUXE		MEGA TUB
	Manual	Auto	Manual	Auto	Auto

Warranty⁷

New Vehicle Warranty – 7 year/200,000km (whichever occurs first) ⁷	✓	✓	✓	✓	✓
Roadside Assist – 5 year/Unlimited km (whichever occurs first) ⁷	✓	✓	✓	✓	✓

Disclaimers:

- Fuel consumption figures according to ADR 81/02 derived from laboratory testing. Factors including but not limited to driving style, road and traffic conditions, environmental influences, vehicle condition and accessories fitted, will in practice in the real world lead to figures which generally differ from those advertised. Advertised figures are meant for comparison amongst vehicles only.
- Payload and tare weight figures are based on vehicle certification. It is the driver's responsibility to ensure: weight of fully loaded vehicles do not exceed GVM; front and rear axle load limits are not individually exceeded; the combined weight of the fully loaded vehicle (including tow ball download when towing) and trailer does not exceed the GCM; compliance to State and Territory towing regulations. Payload is the combined value of occupants, luggage, cargo, added options, accessories and tow ball download (when towing). Tare weight includes the vehicle with a full tank of fuel and all standard equipment excluding occupants. Additional weights of optional features, occupants, luggage, cargo, accessories and tow ball download (when towing) must be taken into account when calculating payload and tare weight. When a genuine tow bar and wiring are fitted, blind spot monitoring will be disabled.
- Safety technologies may not operate optimally under all driving conditions, operation and effectiveness depends on many factors. Driver is responsible for safe and attentive driving. Safety technologies are not a substitute for the driver's control over the vehicle. See owner's manual for complete details.
- Self engages when required under 30 km/h.
- Leather accented features and upholstery contain some synthetic materials.
- Subject to terms, conditions and exclusions on ldvautomotive.com.au

All information in this document is correct at time of publication however variations may occur from time to time and Ateco Automotive Pty Ltd insofar as is permitted by law to do so, shall not be liable in any way as a result of any reliance by any person on anything contained in this document.



Find your nearest dealer at ldvautomotive.com.au
to arrange a quote or book a test-drive.

Ateco Automotive Pty Ltd ABN 34 000 486 706

All the information in this document is correct at time of publication however variations may occur from time to time and Ateco Automotive Pty Ltd insofar as is permitted by law to do so shall not be liable in any way as a result of any reliance by any person on anything contained in this document.



LDV
ldvautomotive.com.au

Ateco Automotive ABN 34 000 486 706

November 2023 / 13940 / LDV0260