

# eDELIVER 9

VAN & CAB CHASSIS



## SPECIFICATIONS SHEET

LDV is a division of SAIC Motor, which is a Fortune Global 500 company and the 68th largest company in the world<sup>1</sup>. SAIC Motor sells over 5 million vehicles annually and has joint ventures with Volkswagen and General Motors. In 2009 SAIC Motor acquired the commercial vehicles division of British Motor Corporation which included LDV.

1. 2022 Fortune Global 500.



**BRING  
IT ON.**



# LDV eDELIVER 9 – TECHNICAL SPECIFICATIONS

Long Wheel Base (Mid Roof)	Long Wheel Base (High Roof)	Cab Chassis
----------------------------	-----------------------------	-------------

## Engine

Type	Permanent magnet synchronous motor		
Drive	Front wheel drive		
Maximum Power	150kW		
Maximum Torque	310Nm		
Maximum Speed	90km/h		
Electricity Consumption (Wh/km)	339	345	NA
Modes	Normal, eco and power		

## Battery

Type	Lithium Iron Phosphate (LFP)		
Capacity	88.55kWh	65kWh	
Maximum Range (km) (WLTP) <sup>2</sup>	280	275	150 with large box fitted

## On Board AC Charger

Type	Type 2		
Maximum Charging Capacity (kW)	11	11	11
Standard Charging Time (5-100%) Single Phase (hours) <sup>3</sup>	12 (approx.)	12 (approx.)	11 (approx.)
Standard Charging Time (5-100%) Three Phase (hours) <sup>3</sup>	8 (approx.)	8 (approx.)	6.5 (approx.)

## On Board DC Charger

Charging Capacity (kW)	80	80	80
Standard Charging Time (20-80%) <sup>3</sup>	45 min (approx.)		36 min (approx.)

## On Board Emergency Domestic Charger

Output Capacity	10amp, 2kW		
Charging Plug	3-Pin AC		

## Steering & Handling

Steering	Electric Power Steering		
Suspension (Front)	Cotech suspension and steering tuning – Macpherson struts		
Suspension (Rear)	Taper leaf springs with gas filled shock absorbers		
Wheels	16" alloy wheels with full size spare	16" steel wheels with full size spare	
Tyres	215/75R16C tyres	215/75R16C tyres (Single Rear Tyres)	

## LDV eDELIVER 9



## Dimensions

	Long Wheel Base (Mid Roof)	Long Wheel Base (High Roof)	Cab Chassis
Length – excluding rear camera (mm)	5940	5940	6680
Width (mm)	2062	2062	2052
Height – excluding rear camera (mm)	2545	2765	2315
Wheel base (mm)	3760	3760	4048
Turning circle (m)	14.8	14.8	15.8
Cargo area length (mm)	3413	3413	NA
Cargo area width (mm)	1800	1800	NA
Cargo area height (mm)	1802	2019	NA
Width between wheel arches (mm)	1366	1366	2094
Rear door opening width (mm)	1570	1570	NA
Rear door opening height (mm)	1656	1864	NA
Side door opening width (mm)	1269	1269	NA
Side door opening height (mm)	1570	1570	NA
Gross vehicle mass (kg)	4050	4050	4050
Front axle capacity (kg)	1950	1950	1950
Rear axle capacity (kg)	2300	2300	2350
Payload (kg) <sup>6</sup>	1410	1350	1960
Tare weight (kg) <sup>6</sup>	2640	2700	2090
Braked towing capacity (kg)	1500	1500	1200
Unbraked towing capacity (kg)	750	750	750
Cargo volume (m <sup>3</sup> )	10.97	12.33	NA

## Disclaimers:

- Range figure is based on WLTP (Worldwide Harmonized Light Vehicle Test Procedure) static laboratory combined average city and highway cycle test. Figures stated for the purposes of comparison amongst vehicles tested to the same technical procedures only. Actual real world driving results will vary depending on a combination of driving style, type of journey, vehicle configuration, battery age and condition, use of vehicle features (such as heating and air conditioning), as well as operating, environmental and climate conditions. The rated range displayed on the Energy Consumption label affixed to the car is calculated according to the ADR 81/02 NEDC based standard as defined by UNECE R101/01 (rather than the WLTP), so the range displayed on the label is different to that shown here.
- Charging times may vary based on factors including but not limited to charger type and condition, battery temperature, electricity supply, auxiliary consumables (e.g. air-conditioning) and environmental conditions. The time taken for successive rapid charging can take longer if the battery temperature activates the battery safeguarding technology.

# LDV eDELIVER 9 – STANDARD EQUIPMENT

## LDV eDELIVER 9

### Brakes

Front: Ventilated front disc brakes, 308mm with twin piston calliper

Rear: Solid rear disc brakes, 304mm with single piston calliper, rear disc middle drum handbrake

### Safety and Security Features<sup>5</sup>

Anti Skid Braking System (ABS)

Electronic Stability Control (ESC)

Electronic Brake Force Distribution (EBD)

Brake Assist System (BAS)

Hill Hold Assist (HHA)

Autonomous Emergency Braking (AEB)

Adaptive Cruise Control (ACC)

Lane Departure Warning (LDW)

Driver and passenger front airbags

Driver and passenger side airbags

Double curtain airbag (first row)

Front and rear parking sensors (Van)

Front parking sensors (Cab Chassis)

Remote Central Locking

Wide view rear overhead camera<sup>4</sup>

Tyre Pressure Monitoring System (Front only on Cab Chassis)

### Cargo Area

Non slip entry steps – side and rear<sup>4</sup>

Sturdy tie-down points (8)<sup>4</sup>

Heavy duty, non-slip hard rubber flooring<sup>4</sup>

LED illuminated rear cargo lighting<sup>4</sup>

### External Features

Power and electric heated side mirrors with turn signals

Single passenger's side sliding door<sup>4</sup>

236 degree rear barn doors<sup>4</sup>

Integrated rear step<sup>4</sup>

Front and rear fog lights

### Interior Features

Air conditioning (front)

Multifunction steering wheel

Power windows (front)

4.2 inch LCD instrument cluster

FM/AM Radio

8 way adjustable driver's seat with fold down armrest

Bench seat for two passengers

Built in under seat storage

Fold down middle passenger seat back with cup and laptop holder

Overhead storage compartments

Driver and passenger deep door pockets

Two USB ports

Apple CarPlay®

Bluetooth

10.1 inch touch screen entertainment system


### Warranty/Roadside Assist<sup>7</sup>

New Vehicle Warranty – 5 Year/160,000km (whichever occurs first)<sup>7</sup>


Roadside Assist – 5 Year/Unlimited km (whichever occurs first)<sup>7</sup>

Battery Warranty – 8 Year/160,000km (whichever occurs first)<sup>7</sup>

### Exterior Colours




Blanc White



Mica Blue

### Interior Colour



Grey Cloth

### Disclaimers:

4. Available on van models only.
5. Safety technologies operate within system parameters and may not operate, or may not operate optimally, under certain conditions. Safety technologies are not a substitute for the driver's control over the vehicle. The driver remains responsible for the vehicle.
6. Payload and tare weight figures are based on vehicle certification. It is the driver's responsibility to ensure: weight of fully loaded vehicles do not exceed GVM; front and rear axle load limits are not individually exceeded; the combined weight of the fully loaded vehicle (including tow ball download when towing) and trailer does not exceed the GCM; compliance to State and Territory towing regulations. Payload is the combined value of occupants, luggage, cargo, added options, accessories and tow ball download (when towing). Tare weight includes the vehicle with a full tank of fuel and all standard equipment excluding occupants. Additional weights of optional features, occupants, luggage, cargo, accessories and tow ball download (when towing) must be taken into account when calculating payload and tare weight. When a genuine tow bar and wiring are fitted, blind spot monitoring will be disabled.
7. Subject to terms, conditions and exclusions on [ldvautomotive.com.au](http://ldvautomotive.com.au)

All information in this document is correct at time of publication however variations may occur from time to time and Ateco Automotive Pty Ltd insofar as is permitted by law to do so, shall not be liable in any way as a result of any reliance by any person on anything contained in this document.



Find your nearest dealer at [ldvautomotive.com.au](https://ldvautomotive.com.au)  
to arrange a quote or book a test-drive.

Ateco Automotive Pty Ltd ABN 34 000 486 706

All the information in this document is correct at time of publication however variations may occur from time to time and Ateco Automotive Pty Ltd insofar as is permitted by law to do so shall not be liable in any way as a result of any reliance by any person on anything contained in this document.



**LDV**

[ldvautomotive.com.au](https://ldvautomotive.com.au)

Ateco Automotive ABN 34 000 486 706

May 2023 / 13785 / LDV0188